
Servicemembers' Group Life Insurance Traumatic Injury Protection Program (TSGLI)

A Procedural Guide

Table of Contents

Part 1 - General Provisions of TSGLI	4
General Information	4
Basic Definitions	4
Eligibility for TSGLI	4
Coverage Periods for Full-Time and Part-Time TSGLI	4
When Coverage Begins	5
Qualifying for TSGLI Payment	5
Injuries Excluded From TSGLI Payment	6
Amount Payable Under TSGLI	7
TSGLI Premiums	9
Part 2 –Ending TSGLI Coverage	10
General Information	10
Ending TSGLI Coverage	10
Part 3 –Restoring TSGLI Coverage	11
General Information	11
Restoring TSGLI Coverage	11
Part 4 –Schedule of Losses	12
General Information	12
Using the Schedule to Combine Injuries as a Single Loss	12
Evaluating Loss(es) Suffered	13
Part 5 – Filing a Claim for TSGLI	26
General Information	26
Completing Part A, Member’s Claim Information & Medical Authorization	26
Completing Part B, Medical Professional’s Statement	27
Benefit for Additional Losses from a Single Traumatic Event	37
Benefit for Additional Losses from Multiple Traumatic Events	37
Part 6 - Certifying a Claim for TSGLI	38
General Information	38
Instructions for Completing the TSGLI Certification Worksheet	38
Submitting the Application to OSGLI	45
Submitting Multiple Applications to OSGLI	45
Instructions for Using the Medical Professional’s Supplemental Statement	46

Part 7 - Payment of TSGLI Benefits.....	47
General Information	47
TSGLI Beneficiary	47
Taxes	47
Methods of Payment	47
Beneficiary Financial Counseling Services (BFCS)	48
Part 8 – The Denial and Appeals Process	49
General Information	49
Types of Appeals Handled by OSGLI	49
Types of Appeals Handled by the Branch of Service	49
Most Frequent Decisions Likely to be Appealed to the Uniformed Service	50
Denials and Appeals Processing	52
Right to Sue in Federal Court	54
Denial and Appeal Records	54
Reporting of Denied Claims and Appeals	55
Denial and Appeals Process at Each Level of Appeal	55
Part 9 - Appendices.....	59
Appendix A – Schedule of Losses	59
Appendix B – Glossary of Terms	62
Appendix C –TSGLI Points of Contact	63
Appendix D – Branch of Service and OSGLI Appeals Point of Contact List	66

Part 1 - General Provisions of TSGLI

General Information

The Servicemembers' Group Life Insurance Traumatic Injury Protection (TSGLI) program is an automatic provision under Servicemember's Group Life Insurance (SGLI). TSGLI provides for payment to service members who are severely injured (on or off duty) as the result of a traumatic event and suffer a loss that qualifies for payment under TSGLI. TSGLI is designed to help traumatically injured service members and their families with financial burdens associated with recovering from a severe injury. TSGLI payments range from \$25,000 to \$100,000 based on the qualifying loss suffered. The benefit is paid to the member, someone acting on the member's behalf if the member is incompetent, or the members' SGLI beneficiary if the member is deceased. TSGLI coverage was added to SGLI policies effective December 1, 2005. All members covered under SGLI who experience a **traumatic event** that directly results in a **traumatic injury** causing **scheduled loss** defined under the program are eligible for TSGLI payment.

Basic Definitions

There are several terms that are key to the TSGLI program. These terms are defined below. If TSGLI Branch of Service Certifying Officials have specific questions on TSGLI claims that deal with these issues, they should contact the Chief, Program Administration and Oversight Staff at the Veterans Affairs Regional Office and Insurance Center (see Appendix C for contact information.)

Traumatic Event - A traumatic event is the application of external force, violence, chemical, biological, or radiological weapons, accidental ingestion of a contaminated substance, or exposure to the elements that causes damage to the body.

External Force - External force means a force acting between the body and the environment, including a contact force, gravitational force, or environmental force, or one produced through accidental or violent means

Direct Result – Direct result means there must be a clear connection between traumatic event and resulting loss.

Traumatic Injury - A traumatic injury is the physical damage to your body that results from a traumatic event.

Scheduled Loss - A scheduled loss is a condition listed in the TSGLI Schedule of Losses if that condition is directly caused by a traumatic injury. The Schedule of Losses lists all covered losses and payment amounts (see Appendix A, Schedule of Losses).

Eligibility for TSGLI

All members of the uniformed services who have full-time or part-time Servicemembers' Group Life Insurance (SGLI) are automatically covered by TSGLI while the member is in service. TSGLI coverage automatically ends upon the member's separation or discharge from service or the member's declination of SGLI coverage. Spouses and children covered under Family SGLI are not covered by TSGLI.

Coverage Periods for Full-Time and Part-Time TSGLI

In general, members are covered under TSGLI for the same periods they are covered under SGLI. The only exception is that TSGLI coverage ends on the date the member separates from service, while SGLI coverage continues for a minimum of 120 days after the member separates from service. There are two situations that govern the TSGLI coverage period.

- 1) Member is covered under full-time SGLI
- 2) Member is covered under part-time SGLI

1) Member is Covered Under Full-time SGLI

When a member is covered under full-time SGLI, the member's TSGLI coverage is full-time as well. This means the member is covered under TSGLI 24 hours per day, 365 days per year, both on and off duty. A service member is covered under full-time SGLI and therefore full-time TSGLI if the member meets one of the following conditions:

- The member performs active duty or active duty for training under a call or orders that specifies 31 days or more OR
- The member is a Ready Reservist who is assigned to a unit in which the member is scheduled to drill at least 12 times during the year. This includes members who are drilling for pay and members who are drilling for retirement points.

2) Member is Covered Under Part-time SGLI

When a member is covered under part-time SGLI, the member's TSGLI coverage is part-time as well. Part-time TSGLI only covers the member during the actual days of duty and while proceeding directly to and returning directly from their scheduled duty. A member is covered under part-time SGLI and therefore part-time TSGLI if the member meets one of the following conditions

- The member is a Ready Reservist who is under a call or order that specifies less than 31 days OR
- The member is a Ready Reservist who is not scheduled to drill at least 12 times during the year.

Note: Members eligible for part-time coverage become eligible for full-time coverage when they perform active duty or active duty for training, under calls or orders that specify 31 days or more.

When Coverage Begins

SGLI and TSGLI coverage begin automatically for service members who enter onto active duty or Ready Reserve service. Entry onto active duty or Ready Reserve service is defined as follows:

- A civilian who enlists for regular active duty
- A civilian who enlists in the Ready Reserve
- A Ready Reservist who is mobilized to active duty status
- A Ready Reservist who is demobilized and returns to reserve status
- A member who completes active duty and is assigned to the Ready Reserve

Qualifying for TSGLI Payment

Basic Requirements

In order to qualify for TSGLI payment, an insured member must meet all four of the following requirements:

- 1) The member must suffer a scheduled loss (see Part 4, Scheduled Losses) that is a direct result of a traumatic event.
- 2) The member must have suffered the traumatic event before midnight of the day that the member separates from the uniformed services*
- 3) The member must suffer the scheduled loss within two years (730 days) of the traumatic event.
- 4) The member must survive for a period of at least seven full days from the date of the traumatic event. The seven-day period begins on the date and time of the traumatic event, as measured by Zulu (Greenwich Meridian) time and ends 168 full hours later.

**Note: the scheduled loss may occur subsequent to the date of termination of duty status in the uniformed services, provided it is within two years of the traumatic event.*

Additional Requirement for Retroactive Payments

Members who suffer a scheduled loss (see Part 4, Scheduled Losses) as a result of a traumatic event that occurred from October 7, 2001 through and including November 30, 2005, may qualify for a retroactive TSGLI payment. In order to qualify the member must meet the four basic requirements listed above as well as one of the two following requirements:

- The member must have been deployed outside the United States on orders in support of OEF or OIF at the time the traumatic event occurred, OR
- The member must have been serving in a geographic location that qualified the member for the Combat Zone Tax Exclusion under the Internal Revenue Service Code at the time the traumatic event occurred.

Note: Coverage under SGLI is not a requirement for retroactive TSGLI payment.

Injuries Excluded From TSGLI Payment

The following injuries are excluded from TSGLI payment:

- 1) Injuries caused by one of the following:
 - a) A mental disorder
 - b) A mental or physical illness or disease, (not including illness or disease caused by a pyogenic infection, biological, chemical, or radiological weapon, or accidental ingestion of a contaminated substance.)
 - c) Attempted suicide
 - d) Self-inflicted wounds
 - e) Diagnostic procedures, preventive medical procedures such as inoculations, medical or surgical treatment for an illness or disease, or any complications arising from such procedures or treatment.
 - f) The members' willful use of an illegal or controlled substance, unless administered or consumed on the advice of a medical professional.
- 2) Injuries sustained while committing, or attempting to commit, a felony.

Certain exclusions and terms above warrant additional explanation.

The diagnosis of, or medical or surgical treatment for an illness or disease, or any complications arising from such medical or surgical treatment

Example 1, diagnosis of an illness or disease: A member goes to the hospital for a routine colonoscopy. Due to medical error, the patient is injured and must remain in the hospital for 15 days. The member's loss is not covered by TSGLI.

Example 2, medical or surgical treatment for an illness or disease: a member has diabetes and her condition begins to cause problems to her leg resulting in the amputation of her leg. The member's loss is not covered by TSGLI because it was the result of treatment for an existing condition.

Example 3, complications arising from medical or surgical treatment: a member undergoes heart bypass surgery. During the surgery, the member's aorta is nicked and the member must remain in the hospital for an additional 15 days. The member's loss is not covered by TSGLI because it was the result of complications arising from medical treatment.

Example 4 routine medical treatment: a member is given a routine vaccination, has a severe reaction to the vaccination, and goes into a coma for 15 days. The member's loss is not covered by TSGLI

Pyogenic infection - a pyogenic infection is a pus forming infection, often caused by a wound.

Example: A member is injured in a car accident. She suffers injuries to her leg. Unfortunately, her wounds develop a pus-forming infection (pyogenic infection) and spread gangrene up her leg resulting in the loss of her leg on October 5, 2008. The member's loss would be covered by TSGLI.

Chemical Weapon - a chemical substances intended to kill, seriously injure, or incapacitate humans through their physiological effects.

Example: A member is hit with the materials from a chemical weapon in Afghanistan on May 15, 2007. He develops an illness that causes the deterioration of his retinas resulting in the loss of his vision. The member's loss would be covered by TSGLI.

Radiological Weapon - radioactive materials or radiation-producing devices intended to kill, seriously injure, or incapacitate humans through their physiological effects.

Example 1: A member is searching for weapons and finds a cache of nuclear weapons and is exposed to radiation. The member suffers nerve damage and is unable dress and transfer for 120 days. The member's loss would be covered under TSGLI.

Example 2: A member is exposed to radiation while working at an Army weapons depot and is accidentally exposed to radiation. The member subsequently develops cancer and has to have his leg amputated. The members' loss would be covered by TSGLI

Biological Weapon – biological agents or microorganisms intended to kill, seriously injure, or incapacitate humans through their physiological effects

See examples under, "Radiological Weapon"

Contaminated Substance - food or water made unfit for consumption by humans because of the presence of chemicals, radioactive elements, bacteria, or organisms.

Example: A member serving in Iraq is involved in a skirmish with enemy forces. He is forced to wait out the enemy for three days in a remote area. He only has a one-day supply of water. In order to survive, he drinks water from a small stream nearby. After escaping from his hiding place, the member returns to his base and becomes ill with vomiting, diarrhea, and a fever. After a number of days with these symptoms, the member falls into a coma for 20 days. It is determined that the illness causing the coma was a result of drinking contaminated water from the stream. The member's loss would be covered by TSGLI.

Amount Payable Under TSGLI

The maximum amount payable under TSGLI for all injuries resulting from a single traumatic event is \$100,000. There are three scenarios that govern payments under TSGLI:

- 1) A single injury resulting from a single traumatic event

- 2) Multiple injuries resulting from a single traumatic event
- 3) Multiple injuries resulting from multiple traumatic events

1) A Single Injury Resulting From a Single Traumatic Event

When a member suffers an injury from a single traumatic event, the member's TSGLI benefit will be the amount payable for that injury listed on the schedule of losses up to a maximum of \$100,000.

2) Multiple Injuries Resulting From a Single Traumatic Event

When a member suffers multiple injuries from a single traumatic event, the member's TSGLI benefit will be the amount for the highest paying scheduled loss up to a maximum of \$100,000. Certain injuries can be combined and treated as a single scheduled loss and others cannot (See Part 4, Schedule of Losses, for information about combining injuries).

Example: A member permanently loses sight in both eyes due to a traumatic event on April 1, 2008. The benefit under the schedule for permanent loss of sight in both eyes is \$100,000. The member loses one foot May 1, 2008, as a direct result of the same traumatic event. The benefit under the schedule for the loss of one foot is \$50,000. The member will be paid \$100,000 for permanent loss of sight, which is the higher paying scheduled loss.

3) Multiple Injuries Resulting From Multiple Traumatic Events

When a member suffers multiple injuries from multiple traumatic events, these events can be broken down into two categories, multiple traumatic events that occur within a seven-day period and multiple traumatic events that occur more than seven full days apart.

a) Multiple traumatic events that occur within a seven-day period

Multiple traumatic events that occur within seven days are treated as a single event. This seven-day period begins with the day on which the first traumatic event occurs. The member's TSGLI benefit will be the amount for the highest paying scheduled loss up to a maximum of \$100,000. Certain injuries can be combined and treated as a single schedule loss and others cannot (See Part 4, Schedule of Losses, for information about combining injuries).

Example: A member loses a foot as a result of an IED explosion on Jan 1, 2008. On January 2, 2008, the vehicle transporting the injured member is involved in an accident. As a result of the accident, the member permanently loses sight in both eyes. The loss of sight carries a scheduled benefit of \$100,000 and the loss of 1 foot carries a scheduled benefit of \$50,000. Since the two traumatic events occurred within seven days of one another they are treated as a single event. The member's TSGLI benefit will be \$100,000 for permanent loss of sight, which is the higher paying scheduled loss.

b) Multiple traumatic events that occur more than seven full days apart

Multiple traumatic events that occur more than seven full days apart are treated as separate events, and the injuries from each event are evaluated individually. The member's TSGLI benefit will be the amount for the highest paying scheduled loss **from each event** up to a maximum of \$100,000 **for each event**. Certain injuries can be combined and treated as a single schedule loss and others cannot (See Part 4, Schedule of Losses, for information about combining injuries).

Example: A member loses sight in both eyes on May 1, 2008 as the result of a civilian motorcycle accident. The member submits an application for the loss of sight on May 30, 2008. The member is paid \$100,000 for the loss of sight.

The same member loses one foot due to an automobile accident that occurred on November 1, 2008. The member submits a second application for the second loss on December 1, 2008. Since the second event is more than 7 full days after the first event, the member is paid an additional \$50,000 for the loss of one foot. The member's total TSGLI benefit is \$150,000.

TSGLI Premiums

The premium for TSGLI is a flat rate of \$1 per month for both Active duty and Ready Reserve members with full-time SGLI coverage. Members with part-time coverage and members on funeral honors or one-day muster duty will pay the premium indicated in the table below.

Duty Status	Premium
Reservists w/part-time SGLI coverage	\$1.00 per year
Funeral honors & 1 day muster duty	No charge

Note: These rates are determined by VA and are subject to change based on claims experience.

Part 2 –Ending TSGLI Coverage

General Information

The member cannot choose to decline TSGLI coverage only. TSGLI coverage is automatic for those members insured under SGLI. However, if the member declines SGLI, he or she is also declining TSGLI coverage.

TSGLI coverage will end due to any event that causes the member's SGLI coverage to end.

Ending TSGLI Coverage

TSGLI coverage ends due to the following events:

- 1) Member elects to decline SGLI coverage (SGLV form 8286)
- 2) Member is discharged from service
- 3) Member dies

1) Member Elects to Decline SGLI Coverage

When a member declines SGLI coverage by completing a SGLV Form 8286, the member's SGLI coverage and TSGLI coverage stay in effect until midnight of the last day of the month in which the member declines coverage. A premium for TSGLI is due for the month in which the member declines coverage. No further premiums are due until such time as the member restores SGLI coverage.

Example: The member submits SGLV Form 8286 to the unit on the 15th of the month to decline SGLI coverage. A premium is deducted from the member's pay for both SGLI and TSGLI for that month. The member loses a leg as a result of a car accident on the 25th of the same month. The member is still covered under TSGLI and will receive payment of \$50,000 for the loss of the leg.

2) Member is Discharged From Service

When a member is discharged from service, TSGLI coverage stays in effect until midnight of the day of discharge. TSGLI coverage is not in effect during the 120-day post-separation period or during a 2-year SGLI Disability Extension. A premium is due for the month in which the member is discharged. No further premiums are due.

3) Member Dies

When a member dies, a premium for TSGLI and SGLI is due for the month of the death. No further premiums are due.

Part 3 –Restoring TSGLI Coverage

General Information

The member can restore TSGLI coverage by restoring SGLI coverage. To restore SGLI, and therefore TSGLI, the member must complete SGLV Form 8285. The “good health” of the member is an issue in being eligible to restore SGLI coverage. The health questions on SGLV Form 8285 must be answered.

Restoring TSGLI Coverage

TSGLI coverage can be restored, after it has been ended, when one of the following events occurs:

- 1) Member's change in duty status* begins automatic maximum coverage
- 2) Member elects to restore SGLI coverage

*A “change in duty status” is defined as follows:

- A Ready Reservist who is mobilized to active duty status
- A Ready Reservist who is demobilized and returns to reserve status
- A member who completes active duty and is assigned to Ready Reserve

1) Member's Change in Duty Status Begins Automatic Maximum Coverage

After a member has declined SGLI coverage, and therefore TSGLI, a change in duty status will automatically begin both SGLI at the maximum level and TSGLI coverage. The member is not required to complete SGLV Form 8285 in this situation.

2) Member Elects to Restore SGLI Coverage

After a member has declined SGLI coverage, and therefore TSGLI coverage, he/she must complete a SGLV Form 8285 in order to restore his/her SGLI. TSGLI coverage is automatically restored if and when the service member's restoration of SGLI coverage is approved.

The member must answer all of the health questions on the form. If the member answers “Yes” to any of the health questions, the unit should refer the election to the Office of Servicemembers' Group Life Insurance (OSGLI) for a decision on coverage. No premiums for SGLI and TSGLI are due until OSGLI determines coverage is approved. If coverage is approved, premiums are due back to the month the election was received by the service.

Example: The member previously declined SGLI coverage, and therefore TSGLI coverage as well. The service member's election to restore SGLI coverage is received on February 8, 2008. Assuming all health questions are answered as “No”, the premium deduction begins immediately with the February pay. If the member answers “Yes” to any health questions, OSGLI must approve the coverage before premiums begin. If OSGLI approves the coverage in March, premiums are collected for both February and March.

Part 4 –Schedule of Losses

General Information

A scheduled loss is a loss that is suffered as a result of a traumatic event and is listed on the schedule of losses. The Schedule of Losses (see Appendix A) outlines 20 injuries covered under TSGLI and the amount payable for each injury. Certain injuries listed in the schedule may be combined and treated as a single scheduled loss. Payments range from a minimum of \$25,000 to a maximum of \$100,000. This section is a guide for using the schedule to combine injuries as a single loss, evaluating the type of loss suffered and determining the TSGLI benefit payment amount.

Using the Schedule to Combine Injuries as a Single Loss

When a member suffers multiple injuries from a single traumatic event, the member's TSGLI benefit will be the amount for the highest paying loss listed on the Schedule of Losses up to a maximum of \$100,000. Certain injuries can be combined and treated as a single schedule loss and others cannot.

The Schedule of Losses is divided into two parts.

- 1) Part 1 – Injuries that MAY be combined as a single loss
- 2) Part 2 – Injuries that MAY NOT be combined as a single loss

1) Part I – Injuries that MAY be combined as a single loss

Part 1 lists injuries that may be combined with each other and treated as a single scheduled loss (except where noted otherwise). The total payment amount may not exceed \$100,000.

Example 1, combining injuries as a single loss: A member is injured in a car accident on February 28, 2008. As a result, her hand is amputated and she suffers uniplegia (paralysis of one leg). Since these injuries are listed on Part 1 of the schedule, they can be combined as a single loss. The member's payment would be \$50,000 for amputation of hand and \$50,000 for uniplegia of one leg for a total payment of \$100,000.

Example 2, paying the maximum scheduled benefit: A member is injured in an IED blast. The member suffers 2nd degree burns to 20% of his body, which has a scheduled payment of \$100,000. The member also suffers and loss of hearing in one ear which has a scheduled payment of \$25,000. Although both injuries are listed in Part 1 of the schedule, the member cannot receive more that \$100,000 as the result of a single traumatic event. Therefore, the member would receive \$100,000 for burns.

Example 3, Part 1 injuries that cannot be combined: A member is injured in a motorcycle accident. The member suffers amputation of one foot. Although Part 1 lists amputation of foot, amputation of all toes on one foot, and amputation of big toe on one foot as separate injuries, the schedule indicates that these injuries cannot be combined with each other. Therefore the member would receive \$50,000 for loss of foot.

Example 4, Multiple Part 1 Injuries suffered within a 2-year period: A member is injured in an automobile accident. The member suffers injuries to both her feet, and her left foot is amputated in July 2008. The member files a TSGLI claim and is paid \$50,000 for amputation of her left foot. In September 2008, the member develops complications with the injuries to her right foot and has to have her big toe amputated. Since both injuries are listed in Part 1 of the schedule and the member has not received the maximum TSGLI payment of \$100,000, the member files a second TSGLI claim and is paid \$25,000 for loss of big toe.

2) Part II – injuries that MAY NOT be combined as a single loss

Part 2 lists injuries that cannot be combined with injuries in Part 1 or with each other. If the member has multiple injuries that are listed in both parts of the schedule, the member will receive payment for the highest paying loss up to a maximum of \$100,000.

Example 1: A member is injured in a car accident. The member suffers an injury to her abdomen that results in the inability to perform Activities of Daily Living (ADL) for 30 days. The member also has one hand amputated. Since injuries listed in Part 2 cannot be combined with injuries listed in Part 1, the member will receive \$50,000 for the amputation of her hand as this is the highest paying loss.

Example 2: A member is injured in an IED blast. The member suffers loss of hearing in one ear and injuries to both hands that result in the inability to perform Activities of Daily Living (ADL) for 60 days. Since injuries listed in Part 2 cannot be combined with injuries listed in Part 1, the member will receive \$50,000 for the loss of ADL for 60 days as this is the highest paying loss.

Evaluating Loss(es) Suffered

Losses must meet the TSGLI standard in order to be eligible for a benefit payment. This section is a guide to evaluating these losses. There are 9 categories of losses covered.

- 1) Sensory Losses
- 2) Burns
- 3) Paralysis
- 4) Amputation
- 5) Limb Salvage
- 6) Facial Reconstruction
- 7) Activities of Daily Living (ADL)
- 8) Hospitalization
- 9) Coma/TBI combined with another injury

1) Sensory Losses

There are three sensory losses covered under TSGLI: loss of sight, loss of hearing and loss of speech.

a) Total and permanent loss of sight OR loss of sight that has lasted 120 days

When a member has a loss of sight, the member is eligible for a TSGLI benefit for total and permanent loss of sight if the member meets one of the following three standards:

If the member's visual acuity in at least one eye is...	And their peripheral vision in at least one eye is...	And the loss of vision ...
1. 20/200 or less (worse) with corrective lenses	N/A	is expected to last at least 120 days OR will not improve (with reasonable certainty) throughout member's life.
2. Greater (better) than 20/200 with corrective lenses	a visual field of 20 degrees or less	is expected to last at least 120 days OR will not improve (with reasonable certainty) throughout member's life.
3. Non-existent due to complete loss of the eye(s)	N/A	N/A

b) Total and permanent loss of hearing

When a member has a loss of hearing, the member is eligible for a TSGLI benefit for total and permanent loss of hearing if the member meets the following standard:

If the member's average hearing threshold sensitivity for air conduction in at least one ear is...	and the loss of hearing will...
80 decibels or more	not improve (with reasonable certainty) throughout the member's life.

Hearing Acuity - Hearing acuity must be measured at 500 MHz, 1000 MHz and 2000 MHz to calculate the average hearing threshold. Loss of hearing must be clinically stable and unlikely to improve.

c) Total and permanent loss of speech

When a member has a loss of speech, the member is eligible for a TSGLI benefit for total and permanent loss of speech if the member meets the following standard:

If the member suffers...	and the loss of speech will...
An organic loss of speech (lost the ability to express oneself, both by voice and whisper, through normal organs for speech). *	not improve (with reasonable certainty) throughout the member's life.

*If a member uses an artificial appliance, such as a voice box, to simulate speech, he/she is still considered to have suffered an organic loss of speech and is eligible for a TSGLI benefit.

2) Burns

When a member suffers burns, the member is eligible for a TSGLI benefit for burns if the member meets one of the following two standards:

If the member suffers...	over ...
1. 2nd degree (partial thickness) or worse burns	20% of the body including the face and head
2. 2nd degree (partial thickness) or worse burns	20% of the face only

Note: Percentage may be measured using the Rule of Nines or any other acceptable alternative

3) Paralysis

When a member is paralyzed, the member is eligible for a TSGLI benefit for paralysis if his/her loss meets the following standard:

If the member suffers...	AND paralysis fall into one of these four categories
Complete paralysis due to damage to the spinal cord or associated nerves, or to the brain.	<p>Quadriplegia - paralysis of all four limbs*</p> <p>Paraplegia - paralysis of both lower limbs*</p> <p>Hemiplegia - paralysis of the upper and lower limbs* on one side of the body</p> <p>Uniplegia- paralysis of one limb*</p>

**A limb is defined as an arm or a leg with all its parts.*

4) Amputation

There are 5 amputation losses listed on the schedule. The TSGLI standard for each of these losses is listed below.

a) Amputation of hand

When a member loses a hand, the member is eligible for a TSGLI benefit for loss of hand if the member's hand is amputated at or above* the wrist.

**The words "at or above" in the standard refers to the loss being closer to the body.*

b) Amputation of fingers

When a member loses four fingers on the same hand or the member loses one thumb, the member is eligible for a TSGLI benefit for amputation of fingers if the member meets the following standard:

If the member suffers...	OR the member suffers...
Amputation of four fingers on the same hand (not including the thumb) at or above* the metacarpophalangeal joint	Amputation of thumb at or above* the metacarpophalangeal joint.

**The words "at or above" in the standard refers to the loss being closer to the body.*

c) Amputation of foot

When a member loses a foot, or a member loses all toes on the same foot (including big toe), the member is eligible for a TSGLI benefit for amputation of foot if the member meets the following standard:

If the member suffers...	OR the member suffers...
Amputation of foot at or above* the ankle	Amputation of all toes (including the big toe) on the same foot at or above* the metatarsophalangeal joint.

**The words "at or above" in the standard refers to the loss being closer to the body.*

d) Amputation of toes

When a member loses four toes on the same foot or the member loses one big toe, the member is eligible for a TSGLI benefit for amputation of toes if the member meets the following standard:

If the member suffers...	OR the member suffers...
Amputation of four toes (not including the big toe) on one foot at or above* the metatarsophalangeal joint	Amputation of big toe at or above* the metatarsophalangeal joint.

**The words "at or above" in the standard refers to the loss being closer to the body.*

5) Limb Salvage

When a member opts to save a limb rather than have the limb amputated, the member is eligible for a TSGLI benefit for limb salvage if the member meets the following standard:

If the member undergoes...	AND a surgeon certifies that...
A series of operations designed to save an arm or leg rather than amputate	The option of amputation of limb(s) was offered to the patient as a medically justified alternative to limb salvage and The patient has chosen to pursue limb salvage.

6) Facial Reconstruction

When a member suffers a severe maxillofacial injury, the member is eligible for a TSGLI benefit for facial reconstruction if the member meets the following standard:

If the member undergoes...	AND a surgeon certifies that...
surgery to correct traumatic avulsions (i.e. separation, detachment or tear) of the face or jaw that cause discontinuity defects.	<p>the surgery was to correct discontinuity loss to one or more of the following facial areas:</p> <p>the upper or lower jaw, 50% or more of the cartilaginous nose, 50% or more of the upper or lower lip, 30% or more of the left or right periorbita, 50% or more of any of the following facial subunits:</p> <ul style="list-style-type: none"> ▪ forehead, ▪ left or right temple, ▪ left or right zygomatic, ▪ left or right mandibular, ▪ left or right infraorbital ▪ chin

7) Activities of Daily Living (ADL)

Activities of Daily Living (ADL) are routine self-care activities that a person normally performs every day without needing assistance. There are six basic ADL: eating, bathing, dressing, toileting, transferring (moving in and out of bed or chair) and continence (managing or controlling bladder and bowel functions). The following aspects of ADL loss are covered in this section:

- a) Determining if a member has loss of ADL
- b) Coma due to Traumatic Brain Injury (TBI)
- c) Loss of ADL due to TBI
- d) Coma combined with loss of ADL due to TBI
- e) Coma due to TBI combined with another injury
- f) Loss of ADL due to TBI combined with another injury
- g) Loss of ADL due to traumatic injury (other than traumatic brain injury)
- h) Break between consecutive periods of inability to perform ADL
- i) Loss of ADL Due to another injury that qualifies for payment

a) Determining if a member has a loss of ADL

A member is considered to have a loss of ADL if the member **REQUIRES assistance** to perform at least two of the six activities of daily living. If the patient is able to perform the activity by using accommodating equipment (such as a cane, walker, commode, etc.), the patient is considered able to independently perform the activity.

REQUIRES assistance is defined as:

- Physical assistance - when a patient requires hands-on assistance from another person
- Stand-by assistance - when a patient requires someone to be within arm's reach because the patient's ability fluctuates and physical or verbal assistance may be needed
- Verbal assistance - when a patient requires verbal instruction in order to complete the ADL due to cognitive impairment. Without these verbal reminders, the patient would not remember to perform the ADL.

Without this physical, stand-by, or verbal assistance, the patient would be incapable of performing the task.

The table below should be used to help to determine whether a member has lost the ability to perform a particular ADL.

Patient is...	if he/she requires physical, stand-by, or verbal assistance from another person...
UNABLE to bathe independently	to bathe more than one part of the body (via tub bath or sponge bath) or get in or out of the tub or shower
UNABLE to maintain continence independently	to manage catheter or colostomy bag. The patient is also unable to maintain continence independently if he/she is partially or totally unable to control bowel and bladder function.
UNABLE to dress independently	to get and put on clothing, socks or shoes (may have help tying shoes).
UNABLE to eat independently	to get food from plate to mouth, or take liquid nourishment from a straw or cup. The patient is also unable to eat independently if he/she is fed intravenously or by a feeding tube.
UNABLE to toilet independently	to go to and from the toilet, get on and off the toilet, clean self after toileting, or get clothing off and on before and after toileting. The patient is also unable to toilet independently if he/she must use a bedpan or urinal.
UNABLE to transfer independently	to move into or out of a bed or chair.

b) Coma due to Traumatic Brain Injury (TBI)

When a member is in a coma due to a traumatic injury, TSGLI benefits will be paid based on the number of consecutive days the member is in a coma.

The duration of the coma includes the date the coma began and the date the member recovered from the coma.

Benefits Schedule - Payments for coma due to TBI will be made as follows:

- \$25,000 at the 15th consecutive day
- An additional \$25,000 at the 30th consecutive day
- An additional \$25,000 at the 60th consecutive day
- An additional \$25,000 at the 90th consecutive day

Example: On May 1, a member goes into a coma as the result of a military motor vehicle accident. The member recovers from the coma 60 days later on June 29. The member's TSGLI benefit will be \$75,000 for the 60 consecutive days in a coma.

c) Loss of ADL due to TBI

When a member is unable to perform at least two of the six activities of daily living (ADL) due to TBI, TSGLI benefits will be paid based on the number of consecutive days the member has loss of ADL due to the brain injury.

The duration of the loss of ADL includes the date the member began to be unable to perform ADL and the date the member was again able to perform ADL.

Benefits Schedule - Payments for loss of ADL due to TBI will be made as follows:

- \$25,000 at the 15th consecutive day
- An additional \$25,000 at the 30th consecutive day
- An additional \$25,000 at the 60th consecutive day
- An additional \$25,000 at the 90th consecutive day

Example: On May 1 a member suffers TBI due to a helicopter accident. As a result, the member is unable to dress and transfer without assistance from May 1 through May 30. The member's TSGLI benefit will be \$50,000. The \$50,000 benefit for inability to perform two ADL includes \$25,000 for 15 consecutive days and an additional \$25,000 for 30 consecutive days.

d) Coma combined with loss of ADL due to TBI

When a member is in a coma due to TBI, TSGLI benefits will be paid based on the number of consecutive days the member is in a coma. If the member also has loss of ADL due to TBI, the time in a coma and the loss of ADL due to TBI must be analyzed as one continuous time period, not two separate time periods.

Note: Loss of ADL due to TBI will only be considered after the member comes out of the coma, and will be paid on the same benefit schedule.

Benefits Schedule - Payments for coma and loss of ADL from TBI will be made as follows:

- \$25,000 at the 15th consecutive day
- An additional \$25,000 at the 30th consecutive day
- An additional \$25,000 at the 60th consecutive day
- An additional \$25,000 at the 90th consecutive day

Example: On May 1, a member goes into a coma as the result of a military motor vehicle accident. The member recovers from the coma 30 days later on May 31. However, the member remains unable to independently perform two of six activities of daily living due to TBI for an additional 30 days, until July 1. The member's TSGLI benefit will be \$75,000. The payment consists of \$50,000 for the 30 consecutive days in a coma, and \$25,000 for the additional 30 consecutive days of inability to independently perform two of six ADL due to TBI.

e) Coma due to TBI combined with another injury

When a member suffers a coma in combination with another injury, the member's TSGLI benefit will include the benefit for the number of consecutive days the member is in a coma plus the benefit for the other injury up to a combined maximum payment of \$100,000.

The duration of the coma includes the date the coma began and the date the member recovered from the coma.

Benefits Schedule - Payments for coma will be made as follows:

- \$25,000 at the 15th consecutive day
- An additional \$25,000 at the 30th consecutive day
- An additional \$25,000 at the 60th consecutive day
- An additional \$25,000 at the 90th consecutive day

Example: On May 1, a member goes into a coma as the result of an automobile accident. The member recovers from the coma 77 days later on July 16, and his doctor finds he has suffered total and permanent loss of speech. The member submits a TSGLI claim on August 1. The benefit paid to the member will be \$50,000 for the loss of speech plus \$50,000 for 30 days in a coma*, for a total of \$100,000. The \$50,000 benefit for the coma includes \$25,000 for 15 consecutive days and an additional \$25,000 for 30 consecutive days.

*Note: Even though the member's coma extended through 60 days, an additional payment of \$25,000 will not be made because the combined payment cannot exceed the \$100,000 maximum.

f) Loss of ADL due to TBI combined with another injury

When a member is unable to perform two of the six activities of daily living (ADL) due to TBI in combination with another injury, the member's TSGLI benefit will include the benefit for the number of consecutive days the member has loss of ADL due to the brain injury plus the benefit for the other injury up to a combined maximum payment of \$100,000.

The duration of the loss of ADL includes the date the member began to be unable to perform ADL and the date the member was again able to perform ADL.

Benefits Schedule - Payments for loss of ADL due to traumatic brain injury will be made as follows:

- \$25,000 at the 15th consecutive day
- An additional \$25,000 at the 30th consecutive day
- An additional \$25,000 at the 60th consecutive day
- An additional \$25,000 at the 90th consecutive day

Example: A member suffers traumatic brain injury and permanently loses sight in one eye as the result of a helicopter accident. Beginning May 1, the member is unable to eat, transfer or toilet without assistance. Fifteen days later on May 15, the member regains the ability to eat, transfer and toilet. The member's TSGLI benefit will be \$50,000 for the loss of sight in one eye plus \$25,000 for 15 consecutive days of lost ADL due to brain injury, for a total of \$75,000.

g) Loss of ADL Due to Traumatic Injury Other Than TBI

When a member is unable to perform two of the six activities of daily living (ADL) due to a traumatic injury other than TBI, the TSGLI benefit will be paid based on the number of consecutive days the member is unable to perform ADL.

The duration of the loss of ADL includes the date the member began to be unable to perform ADL and the date the member was again able to perform ADL.

Benefit Schedule - Payments for loss of ADL due to traumatic injury other than brain injury will be made as follows:

- \$25,000 at the 30th consecutive day
- an additional \$25,000 at the 60th consecutive day
- an additional \$25,000 at the 90th consecutive day
- an additional \$25,000 at the 120th consecutive day

Example: A member sustains shrapnel wounds to the pelvis and is unable to get out of the bed (transferring) and unable to go to and from the bathroom (toileting) for 31 days from May 1 through May 31. The member's TSGLI benefit will be \$25,000 for the 30 days of loss of ADL.

h) Break Between Consecutive Periods of Loss of ADL

If a member has a loss of ADL for a scheduled number of consecutive days, then regains the ability to perform ADL, the member must have a loss of ADL for the full length of the next scheduled payment interval in order to be eligible for another TSGLI payment. The member must sustain the loss of at least two of the six ADL for the entire period of days. The table and example below illustrate this situation.

If the member has a loss of ADL for...	then regains the ability to perform ADL...	The member must have a loss of ADL for another...	to receive the next TSGLI benefit payment.
30 consecutive days		60 consecutive days	
60 consecutive days		90 consecutive days	
90 consecutive days		120 consecutive days	

Example: A member is hospitalized with shrapnel wounds on January 1 and is unable to dress or bathe for 30 consecutive days. The member receives a benefit of \$25,000 for the 30-day loss of ADL. The member is discharged from the hospital on January 31. On March 1, the member has additional surgery and treatment for the shrapnel wounds and is again unable to bathe and dress.

In order to receive an additional payment for this second loss of ADL, the member must be unable to bathe and dress for 60 consecutive days from March 1.

i) Loss of ADL due to another injury that qualifies for payment

When a member has a loss of ADL due to another injury that qualifies for payment, the certifying official must compare the scheduled payment for the injury to the scheduled payment for the loss of ADL. In some cases the member would receive a greater amount for loss of ADL than for a single injury. The table below illustrates this situation.

The member...	with a scheduled payment of...	The member also has loss of ADL for...	with a scheduled payment of...	The member's benefit will be...
Loses a foot	\$50,000	30 consecutive days	\$25,000*	\$50,000 for the loss of foot
Loses a foot	\$50,000	60 consecutive days	\$50,000*	\$50,000 for either the loss of foot or 60-day ADL loss
Loses a foot	\$50,000	90 consecutive days	\$75,000 *	\$75,000 for the 90-day loss of ADL

**The scheduled payment represents the total of the \$25,000 benefit payments made at 30-day intervals.*

8) Hospitalization

A member who is hospitalized for 15 consecutive days as the result of a traumatic injury is eligible for a \$25,000 payment under TSGLI. The following general rules apply to the hospitalization benefit.

- a) Hospitalization days include transportation time from the site of the injury to the hospital, transfers from one hospital to another, the day of admission and the day of discharge.
- b) Payment for a 15-day hospital stay replaces the first ADL milestone payment.
- c) Combinations of hospitalization and ADL loss must be continuous to qualify for the second ADL milestone payment.
- d) Hospitalization for fewer than 15 days and hospitalization for non-consecutive days is not eligible for the TSGLI benefit.
- e) Hospitalization for coma/TBI may be combined with other injuries provided hospitalization is primarily due to TBI or coma.
- f) Hospitalization for traumatic injuries other than coma/TBI may not be combined with other injuries.

Definition of a Hospital – an inpatient facility accredited as a hospital under the Hospital Accreditation Program of the Joint Commission on Accreditation of Healthcare Organizations. This includes Combat Support Hospitals, Air Force Theater Hospitals and Navy Hospital Ships.

Note: Hospital does not include a nursing home. Neither does it include an institution, or part of one, which: (1) is used mainly as a place for convalescence, rest, nursing care or for the aged; or (2) furnishes mainly homelike or Custodial Care, or training in the routines of daily living; or (3) is for residential or domiciliary living; or (4) is mainly a school.

a) Hospitalization Days

The count of consecutive hospitalization days begins when the injured member is transported to the hospital, includes the day of admission, continues through subsequent transfers from one hospital to another, and includes the day of discharge.

Example 1: A member is injured in Iraq on March 1. The member is stabilized in the field, then medevac'ed to Landstuhl on the same day. The member spends 4 days in Landstuhl being further stabilized, and is flown to WRAMC

on March 4. The member is discharged from WRAMC to Mologne House on March 15. The member has accrued 15 consecutive hospitalization days (March 1 – 15) and is paid a \$25,000 TSGLI benefit.

Example 2: A member is injured in an automobile accident on March 1. The member is taken to a local hospital trauma center and is admitted to the hospital. On March 6, the member's condition is stabilized and the member is transferred to another hospital. The member is discharged from the second hospital on March 17. The member has accrued 15 consecutive hospitalization days (March 1-15) and is paid a \$25,000 TSGLI benefit.

b) Payment for a 15-day hospital stay replaces the first ADL milestone payment.

If a member is hospitalized for 15 consecutive days, the member's hospitalization takes the place of the first ADL milestone payment only. Fifteen days of hospitalization cannot be substituted for any other ADL milestone payment. Payment will be made for the 15-day hospitalization OR the first ADL milestone, whichever occurs first.

There are two situations covered by this replacement.

- Member is hospitalized due to coma/Traumatic Brain Injury (TBI)
- Member is hospitalized due to other traumatic injury

Member is hospitalized due to coma/TBI - When a member is hospitalized for 15 consecutive days and the hospitalization is primarily due to Coma/TBI, payment for hospitalization replaces the 15-day Coma/TBI ADL milestone.

Member is hospitalized due to other traumatic injury - When a member is hospitalized for 15 consecutive days and the hospitalization is due to a traumatic injury other than Coma/TBI, payment for hospitalization replaces the 30-day other traumatic injury ADL milestone.

The chart below illustrates these replacements.

		For Coma/TBI	For Other traumatic injury
15 day hospitalization replaces first ADL milestone only	ADL milestone 1	15 days	30 days
	ADL milestone 2	30 days	60 days
	ADL milestone 3	60 days	90 days
	ADL milestone 4	90 days	120 days

c) Combinations of hospitalization and ADL loss must be continuous to qualify for the second ADL milestone payment

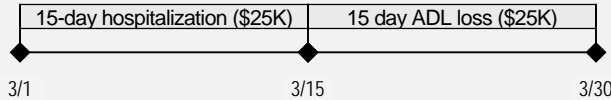
When a member qualifies to replace the first ADL milestone with 15 days of hospitalization, and the member is unable to perform two ADL after 15 days of hospitalization, the member's ADL loss must immediately follow the first ADL milestone to qualify for the second ADL milestone payment.

There are two situations covered by this rule.

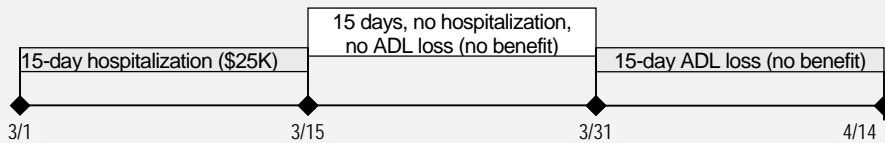
- Member is hospitalized due to coma/Traumatic Brain Injury (TBI) and has subsequent ADL loss
- Member is hospitalized due to other traumatic injury and has subsequent ADL loss

Member is hospitalized due to coma/(TBI) and has subsequent ADL loss - When a member is hospitalized for 15 days due to coma/TBI, the member's hospitalization replaces the first 15-day ADL milestone. If the member suffers 15 days of ADL loss after hospitalization, the member's ADL loss must immediately follow the 15th day of hospitalization to qualify for the second ADL milestone payment.

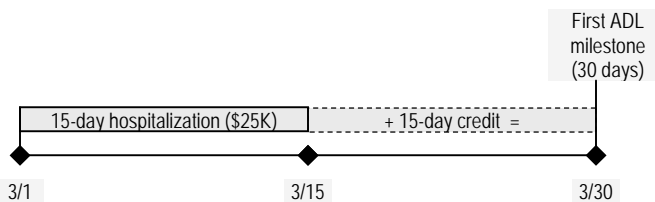
Example 1: A member is injured in a construction accident on March 1, suffers TBI and is admitted to the hospital. The member is discharged from the hospital on March 15. From March 16 through March 31, the member is unable to eat, dress and transfer without assistance due to TBI. The member will receive a \$50,000 TSGLI benefit, \$25,000 for 15-day hospitalization (which counts as the first ADL milestone), and \$25,000 for 15 days of inability to perform ADL (the second ADL milestone)




Example 2: A member is in an automobile accident on March 1, suffers a head injury resulting in TBI and is admitted to the hospital. The member is released from the hospital on March 15 and is able to perform ADL. On March 31, the member's condition worsens and the member needs assistance bathing and toileting. This assistance is needed until April 14. The member will receive a \$25,000 TSGLI benefit for the 15-day hospital stay (which counts as the first ADL milestone). The member cannot receive payment for the subsequent loss of ADL because the member's loss of ADL did not immediately follow the 15-day hospitalization period.



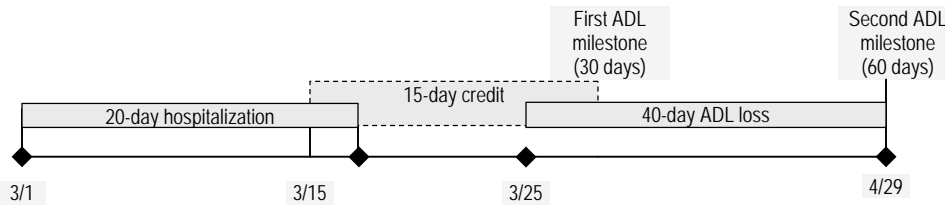
Member is hospitalized due to other traumatic injury and has subsequent ADL loss - When a member is hospitalized for 15 days due to a traumatic injury other than coma/TBI, the member's 15-day hospitalization replaces the first 30-day ADL milestone. This means the member receives a 15-day "credit" to complete the first 30-day milestone period.



If the member suffers ADL loss after 15 days of hospitalization, the member's ADL loss must continue for 30 days from the end of the first 30-day milestone qualify for the second ADL milestone payment.

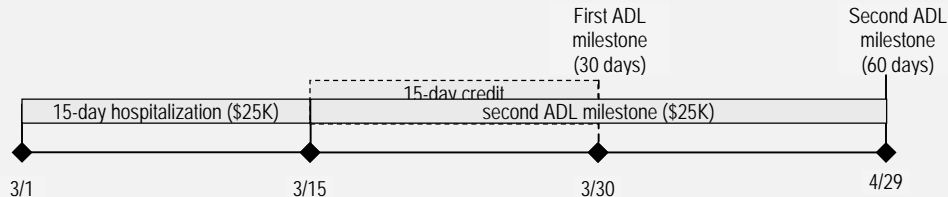


Hospitalization could extend into the credit period and/or ADL loss could begin at any time during the credit period, but this will not affect the requirement of continuous ADL loss for 30 days from the end of the first ADL milestone to receive the second ADL milestone payment.

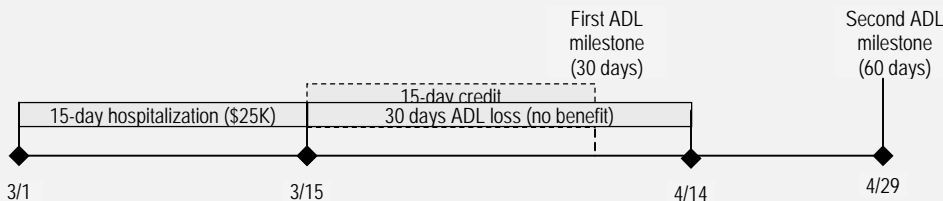


The examples below illustrate how hospitalization combined with ADL loss is applied.

Example 1: A member is injured in an IED blast on March 1, suffers injuries to arms and torso and is admitted to the hospital. The member is discharged from the hospital on March 15. From March 16 through April 29, the member is unable to eat, dress and transfer without assistance. The member will receive a \$50,000 TSGLI benefit, \$25,000 for 15-day hospitalization (which counts as the first ADL milestone period), and \$25,000 for continuous ADL loss for 30 days from the end of the first ADL milestone (the second ADL milestone period).



Example 2: A member is in an automobile accident on March 1, suffers a leg injury and is admitted to the hospital. The member is released from the hospital on March 15. From March 16 through April 14 (30 days), the member is unable to dress and transfer without assistance. The member will receive a \$25,000 TSGLI benefit for the 15-day hospital stay (which counts as the first ADL milestone period). The member cannot receive payment for the subsequent loss of ADL because the member's loss of ADL did not immediately follow the 30th day after hospitalization.

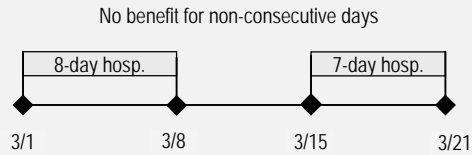


d) Hospitalization for fewer than 15 days and hospitalization for non-consecutive days is not eligible for the TSGLI benefit.

If a member is hospitalized for less than 15 days, or for non-consecutive periods, the member is not eligible for the TSGLI benefit for hospitalization.

Example: A member is injured in a construction accident on March 1 and is admitted to the hospital. The member is discharged from the hospital on March 8 (8 days). The member then develops complications from his injury and is admitted to the hospital on March 15. The member is discharged from the hospital on March 21 (7 days). Even though

the member was hospitalized for a total of 15 days, the member is not eligible for the TSGLI benefit because the days were not consecutive.



e) Hospitalization for coma/TBI may be combined with other injuries provided hospitalization is primarily due to TBI or coma.

If a member is hospitalized for 15 consecutive days due to TBI or coma and the member has another injury that is listed on the schedule of losses, the member's TSGLI benefit will include the benefit for the 15-day hospitalization plus the benefit for the other injury (up to \$100,000). In order to combine the two benefits, the member's hospitalization must be due to coma or TBI.

Example: On March 1, a member suffers TBI and permanently loses sight in one eye as the result of a helicopter accident. The member is admitted to the hospital on March 1 and the member remains in the hospital to treat swelling of the brain. The member is discharged on March 17 (17 days). Since the member's hospitalization was due to TBI, the member's TSGLI benefit will be \$50,000 for the loss of sight in one eye plus \$25,000 for 15 consecutive days of hospitalization due to TBI, for a total of \$75,000.

Example 2: A member is in an automobile accident on March 1, suffers a head injury and loss of one hand, and is admitted to the hospital in a coma. The member recovers from the coma on March 19, but remains in the hospital until March 30 due to amputation of his hand. Since the member had a 15-day hospitalization due to coma, the member's TSGLI benefit will be \$50,000 for the loss of one hand plus \$25,000 for 15 consecutive days of hospitalization due to coma, for a total of \$75,000.

f) Hospitalization for traumatic injuries other than coma/TBI may be not combined with other injuries.

If a member is hospitalized for 15 consecutive days due to a traumatic injury other than coma/TBI and the member has another injury, the member's TSGLI benefit will be for the highest paying injury.

Example 3: A member is in a vehicle that is hit by an IED on March 1. The member suffers injuries to his leg and has mild TBI. The member is admitted to the hospital on March 1 and his leg is amputated. The member remains in the hospital for further treatment of wounds associated with his leg injury and is discharged from the hospital on March 18. Since hospitalization due to "other traumatic injuries" cannot be combined with other injuries as a single loss, the members TSGLI benefit will be \$50,000 for the loss of one leg because it is the higher paying of the two injuries.

Part 5 – Filing a Claim for TSGLI

General Information

The member must use SGLV 8600, Application for TSGLI Benefits, to apply for TSGLI benefits. The application is available from the branch of service or the Department of Veteran's Affairs Insurance website at www.insurance.va.gov. The member (or guardian or power of attorney or military trustee) and a medical professional must complete the application.

The TSGLI application has 12 pages and is divided into two parts:

- Part A, Member's Claim Information and Medical Authorization
- Part B, Medical Professional's Statement.

Social Security Number

A space for the member's Social Security number is provided on pages 4 through 13 of the application. The member, guardian, power of attorney or military trustee must fill in the Social Security Number on each of these pages.

Completing Part A, Member's Claim Information & Medical Authorization

Part A of the application provides information about the service member's claim and his legal representative (if applicable). It also provides payment information and authorizes the service branch and OSGLI to request information about the service member.

Part A must be completed by: The service member, the appointed guardian, the power of attorney or the military trustee. Part A is divided into 6 sections:

1. Service Member Information
2. Guardian or Power of Attorney or Military Trustee Information
3. Traumatic Injury Information
4. Payment Options
5. Signature
6. Authorization for Release of Information

Section 1 – Service Member Information

The Service Member Information Section provides identifying information for the service member who is requesting TSGLI benefits. This section must be completed.

Section 2 – Guardian or Power of Attorney or Military Trustee Information

The Guardian or Power of Attorney or Military Trustee Section provides information about the service member's legal representative. This section is **only** completed the when service member is not receiving payment or if the service member is incapable of signing the application. If this section is completed, the guardian, power of attorney or military trustee must include one of the following 4 items:

- Letters of guardianship, or
- Letters of conservatorship, or
- Power of attorney
- Application for trusteeship (DoD Form 2827)

Section 3– Traumatic Injury Information

The Traumatic Injury Information Section provides information about the service member's traumatic injury. It contains two sub sections.

Information About Your Loss - The member, guardian, power of attorney or military trustee should answer the questions listed here. If any of these questions are answered yes, the member's loss does not qualify for TSGLI payment.

Tell Us About Your Traumatic Injury – The member, guardian, power of attorney or military trustee should describe the injury and its cause, giving specific date, time and location information if possible.

Note to Certifier: This section should be compared with Part B to ensure that all possible scheduled losses described here are included in the medical professional's statement.

Section 4– Payment Options

The Payment Options Section provides information about how the TSGLI benefit should be paid. There are three methods of payment:

1. Prudential's Alliance Account®* or
2. Electronic Funds Transfer (EFT) or
3. Check

Service members can request either Alliance Account or EFT. The guardian, power of attorney or military trustee can request either EFT or check. If a service member does not indicate a payment type, the TSGLI benefit will be paid through an Alliance Account. If a guardian, power of attorney or military trustee does not select a payment option, the TSGLI benefit will be paid by check.

* Open Solutions BIS, Inc. is the Administrator of the Prudential Alliance Account Settlement Option, a contractual obligation of The Prudential Insurance Company of America, located at 751 Broad Street, Newark, NJ 07102-3777. Check clearing is provided by JPMorgan Chase Bank, N.A. and processing support is provided by Integrated Payment Systems, Inc. Alliance Account balances are not insured by the Federal Deposit Insurance Corporation (FDIC). Open Solutions BIS, Inc., JPMorgan Chase Bank, N.A., and Integrated Payment Systems, Inc. are not Prudential Financial companies.

For more information about these payment options, see Part 7, Payment of TSGLI Benefits.

Section 5 – Signature

The Signature Section provides the signature verifying the member's identifying information and payment option selection. It also provides an optional third party authorization. The service member, guardian, power of attorney or military trustee must sign section 5.

Optional Third Party Authorization – the member should fill in this section if he/she wants to authorize a third party to speak with OSGLI or the branch of service on his/her behalf.

Description of Authority to act of behalf of the member - If the guardian, power of attorney or military trustee completes this section, they must also indicate their authority to act on behalf of the member (e.g. guardian, conservator, etc.)

Section 6 – Authorization to Release Information

The Authorization to Release Information Section authorizes the release of the service member's medical and personal information to the branch of service and the Office of Servicemembers' Group Life Insurance (OSGLI). The service member, the guardian, power of attorney or the military trustee must sign this section. The TSGLI claim cannot be paid without this authorization.

Completing Part B, Medical Professional's Statement

Part B of the application provides medical information about the service member's losses, medical condition and inability to perform certain activities.

Part B must be completed by a medical professional. The medical professional must be a licensed practitioner of the healing arts acting within the scope of his/her practice. Part B is divided into 7 sections:

1. Patient Information
2. Hospitalization Information
3. Qualifying Losses Suffered by Patient
4. Other Information
5. Medical Professional's Comments
6. Medical Professional's Information
7. Medical Professional's Signature

Section 1 - Patient Information

The patient information section provides the patient's name, the date of the patient's injuries and indicates whether the patient is competent to handle his/her own affairs. If the patient is deceased, the medical professional must insert the date, time and cause of death.

Section 2 – Hospitalization Information

The hospitalization section should be completed for all patients. The medical professional should give information about the longest period of consecutive days the patient was hospitalized.

Example: A patient is injured in an automobile accident on March 1, and is hospitalized for 5 days to stabilize his injuries. On April 1, the patient is readmitted to the hospital for surgery associated with those same injuries. The patient develops complications and remains hospitalized until April 20. The medical professional should enter hospitalization information for the second period of hospitalization, as it was the longest number of consecutive days hospitalized.

The count of consecutive hospitalization days begins when the injured member is transported to the hospital (if applicable), includes the day of admission, continues through subsequent transfers from one hospital to another, and includes the day of discharge.

After determining the longest period of hospitalization, the medical professional should fill in:

- The predominant reason for the patient's hospitalization, TBI or another traumatic injury
- The date the patient was transported to the hospital (if applicable)
- The date the patient was admitted to the hospital,
- The date the patient was discharged,
- The name and address of the hospital (or hospitals).

If the patient is still hospitalized, the medical professional should check the box indicating the patient is still hospitalized.

Definition of a Hospital – an inpatient facility accredited as a hospital under the Hospital Accreditation Program of the Joint Commission on Accreditation of Healthcare Organizations. This includes Combat Support Hospitals, Air Force Theater Hospitals and Navy Hospital Ships.

Note: Hospital does not include a nursing home. Neither does it include an institution, or part of one, which: (1) is used mainly as a place for convalescence, rest, nursing care or for the aged; or (2) furnishes mainly homelike or Custodial Care, or training in the routines of daily living; or (3) is for residential or domiciliary living; or (4) is mainly a school.

Section 3 - Qualifying Losses Suffered by Patient

The qualifying losses section lists the TSGLI qualifying losses, along with the definition of each loss. The medical professional must determine if the patient's loss meets the definition given. The medical professional should then:

- Check the box next to each loss the patient has experienced that meets the definition given
- Fill in any additional information requested.

Note: The patient's loss **MUST** meet the definition of loss given or it should not be checked on the application.

Detailed instructions for each loss are given below.

Hospitalization

If the patient has been hospitalized for 15 consecutive days as a result of a traumatic injury, the medical professional should check the box for hospitalization.

Counting consecutive hospitalization days for TSGLI qualifying loss – When counting consecutive hospitalization days, any breaks in hospitalization days would cause the count of days to start over. For example, if the patient is discharged from the hospital to a nursing facility or to his/her home after 10 days in the hospital, the count of consecutive hospitalization days end on the day of discharge. If the patient is subsequently re-hospitalized, the count of hospitalization days would begin at one, and the patient would have to accrue 15 consecutive days from the date of admission to qualify for TSGLI payment.

Loss of Sight

If the patient's loss meets the definition of loss of sight in one or both eyes, the medical professional should check the box(es) for loss of sight in the left and/or right eye and fill in:

- The date loss of sight began in the left and/or right eye
- The best corrected visual acuity and field in the left and/or right eye

A member will be considered eligible for a TSGLI benefit for loss of sight if the loss meets one of the three standards below:

The member's visual acuity in at least one eye is...	And their peripheral vision in at least one eye is...	And the loss of vision ...
1. 20/200 or less (worse) with corrective lenses	N/A	has lasted at least 120 days OR will not improve (with reasonable certainty) throughout member's life.
2. Greater (better) than 20/200 with corrective lenses	a visual field of 20 degrees or less	has lasted at least 120 days OR will not improve (with reasonable certainty) throughout member's life.
3. Non-existent due to complete loss of the eye (s)	N/A	N/A

Measurement of Visual Acuity and Peripheral Vision - The medical professional should use any acceptable standard for measuring visual acuity and peripheral vision.

Loss of Speech

If the patient’s loss meets the definition of loss of speech, the medical professional should check the box for loss of speech and fill in the date loss of speech began.

A member will be considered eligible for a TSGLI benefit for loss of speech if:

The member suffers...	and the loss of speech will...
an organic loss of speech (lost the ability to express oneself, both by voice and whisper, through normal organs for speech). *	not improve (with reasonable certainty) throughout member’s life.

*If a member uses an artificial appliance, such as a voice box, to simulate speech, he/she is still considered to have suffered an organic loss of speech and is eligible for a TSGLI benefit.

Evaluating Organic Loss of Speech - The medical professional should use the standards below when evaluating organic loss of speech.

Organic Loss of Speech	Will be measured by:
Lost the ability to express oneself, both by voice and whisper, through normal organs for speech.	<p>Evaluating the following aspects of speech:</p> <ol style="list-style-type: none"> Audibility -- the ability to speak at a level sufficient to be heard; Intelligibility -- the ability to articulate and to link the phonetic units of speech with sufficient accuracy to be understood; and Functional efficiency -- the ability to produce and sustain a serviceably fast rate of speech output over a useful period of time. <p>When at least <i>one</i> of these attributes is missing, overall speech function is not considered effective.</p> <p>Assessments of speech proficiency should be made by an otolaryngologist or a speech therapist whose evaluation should be based <i>both</i> on personally listening to the claimant’s speech and on a history of the claimant’s performance in everyday living. The findings should be sufficient to provide the physician with a clear picture of the individual’s speech capacity. Such an analysis would cover the attributes of speech discussed above and would include a detailed description of the following points:</p> <ol style="list-style-type: none"> <i>The intensity of speech (audibility)</i> -- the conditions under which the individual can and cannot be heard (e.g., in quiet surroundings, noisy places, a moving automobile); the maximum distance at which individuals can be heard; whether their voices tend to become inaudible, and if so, after how long; <i>The ability to articulate (intelligibility)</i> -- the frequency of any difficulties with pronunciation, the extent to which the individual is asked to repeat, and <i>The rate of speech and the degree of ease with which the individual’s speech flows (functional efficiency)</i> -- how long he or she is able to sustain consecutive speech; the number of words spoken without interruption or hesitancy; whether he or she appears fatigued, and if so, after how long.

Loss of Hearing

If the patient’s loss meets the definition for loss of hearing in one or both ears, the medical professional should check the box(es) for loss of hearing in left and/or right ear and fill in:

- The date loss of hearing began in the left and/or right ear
- The average hearing acuity in the left and/or right ear measured without amplification device

A member will be considered eligible for a TSGLI benefit for loss of hearing if:

The member's average hearing threshold sensitivity for air conduction in at least one ear is...	and the loss of hearing will...
80 decibels	not improve (with reasonable certainty) throughout member's life.

Measuring Hearing Threshold Sensitivity - The medical professional should use the standard below when measuring hearing threshold sensitivity.

Hearing Threshold Sensitivity for Air Conduction	Will be measured by:
80 decibels	Utilizing pure-tone audiometry. A hearing threshold sensitivity measurement of 80 decibels should be reached by obtaining a pure-tone average (PTA). The PTA is the average of pure tone hearing thresholds at 500, 1000, and 2000 Hz. Examinations will be conducted without the use of hearing aids or other hearing amplification device.

Burns

If the patient's loss meets the definition for burns to the body or burns to the face, the medical professional should check the box(es) for burns to the body and/or face and fill in as appropriate:

- The percentage of the body (including face and head) affected by burns
- The percentage of the face affected by burns

When filling in the percentage of the face and body affected by burns, the medical professional should calculate the percentage of the entire body, including the face and head, affected by burns. If applicable, the medical professional should then make a separate calculation of the percentage of the face affected by burns. Percentage may be measured using the Rule of Nines or any other acceptable alternative.

A member will be considered eligible for a TSGLI benefit for burns if:

The member has ...	OR The member has...
2nd degree (partial thickness) burns over 20% of the body including the face and head	2nd degree (partial thickness) burns over 20% of the face only

Coma

If the patient has been in a coma due to brain injury for at least 15 consecutive days the medical professional should check the box for coma and fill in:

- The date of onset of the coma
- The date of recovery from the coma
- The patient's Glasgow coma score at the 15th, 30th, 60th and 90th day for each time period applicable

If the patient is still in a coma, the medical professional should check the box indicating that the coma is ongoing.

A member will be considered eligible for a TSGLI benefit for coma if:

The member is in a coma with...	that lasts for...
brain injury measured at a Glasgow Coma Score of 8 or less	at least 15 consecutive days

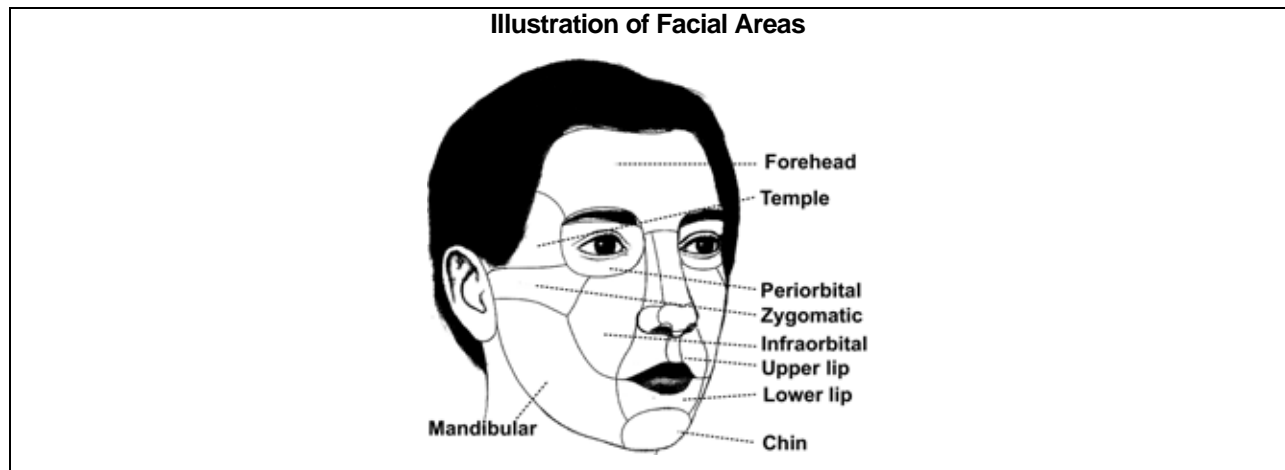
Facial Reconstruction

If the patient’s loss meets the definition for facial reconstruction, the surgeon should:

- Check the box(es) for the area(s) of the patient’s face that required surgery
- Fill in the date the first surgery was performed
- Certify the surgery by filling in his/her name and signing where appropriate

A member will be considered eligible for a TSGLI benefit for facial reconstruction if:

the member undergoes...	AND...
surgery to correct traumatic avulsions of the face or jaw that cause discontinuity defects.	<p>the surgery was to correct discontinuity loss to one of the following facial areas:</p> <p>the upper or lower jaw, 50% or more of the cartilaginous nose, 50% or more of the upper or lower lip, 30% or more of the left or right periorbita, 50% or more of any of the following facial subunits:</p> <ul style="list-style-type: none"> ▪ forehead, ▪ left or right temple, ▪ left or right zygomatic, ▪ left or right mandibular, ▪ left or right infraorbital ▪ chin



Amputation of Hand

If the patient’s loss meets the definition for amputation of hand, the medical professional should check the box(es) for amputation of left and/or right hand and fill in the date(s) of amputation.

A member is considered eligible for a TSGLI benefit for loss of hand if the member’s hand is amputated at or above the wrist. The words “at or above” refer to the loss being closer to the body.

Amputation of Fingers

If the patient's loss meets the definition for amputation of fingers, the medical professional should:

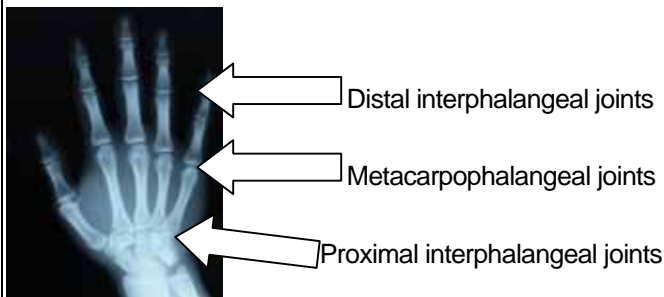
- Check the box(es) for the fingers that were amputated
- Fill in the date(s) of amputation

A member will be considered eligible for a TSGLI benefit for amputation of fingers if:

the member suffers...	OR the member suffers...
Amputation of four fingers on the same hand (not including the thumb) at or above* the metacarpophalangeal joint	Amputation of thumb at or above* the metacarpophalangeal joint.

Amputation of fingers and or thumb at or above the metacarpophalangeal joint requires ...

The loss of 4 fingers on the same hand or the loss of the entire thumb to the metacarpophalangeal joint as shown below:



Please be aware that the words "at or above" in the standard refers to the loss being "closer to the body" than the metacarpophalangeal joint – in other words, loss of the entire finger.

Amputation of Foot

If the patient's loss meets the definition for amputation of foot, the medical professional should check the box(es) for amputation of left and/or right foot and fill in the date(s) of amputation.

A member is considered eligible for a TSGLI benefit for loss of foot if:

the member suffers...	OR the member suffers...
Amputation of foot at or above* the ankle	Amputation of all toes (including the big toe) on the same foot at or above* the metatarsophalangeal joint.

**The words "at or above" in the standard refers to the loss being closer to the body.*

Amputation of Toes

If the patient's loss meets the definition for amputation of toes, the medical professional should:

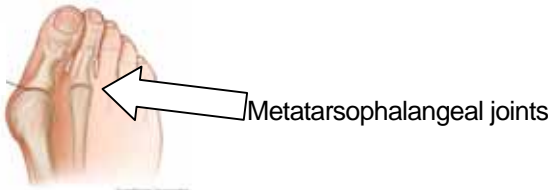
- Check the box(es) for the toes that were amputated
- Fill in the date(s) of amputation

A member will be considered eligible for a TSGLI benefit for loss of toes if:

the member suffers...	OR the member suffers...
Amputation of four toes on one foot at or above* the metatarsophalangeal joint (not including the big toe)	Amputation of big toe at or above* the metatarsophalangeal joint.

Amputation of 4 toes or big toe at or above the metatarsophalangeal joint requires ...

The loss of 4 toes on the same foot or the loss of the big toe to the metatarsophalangeal joint as shown below:



Please be aware that the words “at or above” in the standard refers to the loss being “closer to the body” than the metatarsophalangeal joint – in other words, loss of the entire toe.

Limb Salvage

If the patient’s loss meets the definition for limb salvage, the surgeon should:

- Check the box(es) for the limb(s) being salvaged
- Fill in the date the first surgery was performed
- Certify the surgery by filling in his/her name and signing where appropriate

A member will be considered eligible for a TSGLI benefit for limb salvage if:

the member undergoes...	AND a surgeon certifies that...
A series of operations designed to save an arm or leg rather than amputate	The option of amputation of limb(s) was offered to the patient as a medically justified alternative to limb salvage and The patient has chosen to pursue limb salvage.

Paralysis

If the patient’s loss meets the definition of paralysis, the medical professional should:

- Check the box for the type of paralysis the patient has suffered
- Fill in the date of onset

A member will be considered eligible for a TSGLI benefit for paralysis if:

the member suffers...	AND paralysis fall into one of these four categories
Complete paralysis due to damage to the spinal cord or associated nerves, or to the brain.	<p>Quadriplegia - paralysis of all four limbs*</p> <p>Paraplegia - paralysis of both lower limbs*</p> <p>Hemiplegia - paralysis of the upper and lower limbs* on one side of the body</p> <p>Uniplegia- paralysis of one limb*</p> <p>*A limb is defined as an arm or a leg with all its parts.</p>

Inability to Independently Perform Activities of Daily Living (ADL)

If the patient's loss meets the definition for inability to perform ADL, the medical professional should:

- Fill in the predominant reason the member is unable to perform ADL (TBI or other traumatic injury)
- Describe the injury and the reason(s) why the injury caused the patient to be unable to perform ADL

Description of injury - The medical professional should describe the patient's injuries and indicate what prevented the patient from performing the activities of daily living.

Example: The bones in both the patient legs were shattered and the patient is unable to get in or out of bed and go to and from the toilet.

- For **each ADL** the patient is unable to perform the medical professional should:
 - Fill in the start and end date of the patient's inability to perform the ADL (if the patient is still unable to perform the ADL, check ongoing)
 - Check the type(s) of assistance the patient required with the ADL (hands on, stand by or verbal)
 - Describe the assistance needed with the ADL in the box provided

Assistance Needed – The medical professional should give information about the kinds of assistance needed in performing the ADL. Examples include, but are not limited to: unable to guide arms through shirtsleeves, on a feeding tube, must be sponge bathed by staff, constant bedpan usage, must be lifted into bed.

A member will be considered eligible for a TSGLI benefit for ADL if:

the member is...	AND the member's inability lasts for...
unable to independently perform* at least two of six ADL (bathing, continence, dressing, eating, toileting and transferring).	<ul style="list-style-type: none"> - at least 15 consecutive days for traumatic brain injury, OR, - at least 30 consecutive days for any other traumatic injury.

*When is the member considered to be unable to independently perform ADL?

The member is considered unable to perform an activity independently if he or she **REQUIRES** assistance to perform the activity.

Requires Assistance is defined as:

- Physical assistance - when a patient requires hands-on assistance.
- Stand-by assistance - when a patient requires someone to be within arm's reach because the patient's ability fluctuates and physical or verbal assistance may be needed.
- Verbal assistance - when a patient requires verbal instruction in order to complete the ADL due to cognitive impairment. Without these verbal reminders, the patient would not remember to perform the ADL.

Without this physical, stand-by, or verbal assistance, the patient would be incapable of performing the task.

Accommodating Equipment - If the patient is able to perform the activity by using accommodating equipment, such as a cane, walker, commode, etc.), the patient is considered able to independently perform the activity.

The table below should be used to help to determine whether a member has lost the ability to perform a particular ADL.

Patient is UNABLE to...	...if he/she requires physical, stand-by, or verbal assistance* from another person...
Bathe independently	to bathe more than one part of the body (via tub bath or sponge bath) or get in or out of the tub or shower.
Maintain continence independently	to manage catheter or colostomy bag. Patient is also unable to maintain continence independently if he/she is partially or totally unable to control bowel and bladder function.
Dress independently	to get and put on clothing, socks or shoes (may have help tying shoes).
Eat independently	to get food from plate to mouth, or take liquid nourishment from a straw or cup. The patient is also unable to eat independently if he/she is fed intravenously or by a feeding tube.
Toilet independently	to go to and from the toilet, get on and off the toilet, clean self after toileting, or get clothing off and on before and after toileting. The patient is also unable to toilet independently if he/she must use a bedpan or urinal.
Transfer independently	to move into or out of a bed or chair.

Section 4 - Other Information

The Other Information section provides additional information about the cause of the patient's losses. If the medical professional knows that the patient's losses are due to any of the reasons listed, the medical professional should provide an explanation in the box provided.

Section 5 - Medical Professional's Comments

The Medical Professional's Comments Section provides any additional information about the patient's injuries that may be helpful in processing the patient's claim. The medical professional should fill in any pertinent details about the patient's injury that are not otherwise indicated in Sections 1 through 3 of the application.

Section 6 - Medical Professional's Information

The Medical Professional's Information Section provides information about the medical professional completing Part B of the application. The medical professional should fill in all information requested.

Section 7 - Medical Professional's Signature

The medical professional must sign this section to certify the medical information provided. The medical professional should also indicate whether Part B was based on observation of the patient's loss or a review of the patient's medical records.

Benefit for Additional Losses from a Single Traumatic Event

A new complete TSGLI application is required when the member sustains additional losses, even if the loss resulted from a previous traumatic event already submitted on a TSGLI application.

Example: A member permanently loses sight in both eyes due to a traumatic event on April 1, 2008, and submits a TSGLI application for the loss. On May 1, 2008, the member loses one foot, as a direct result of the same traumatic event. The member must submit a second TSGLI application for the second loss.

Benefit for Additional Losses from Multiple Traumatic Events

A new complete TSGLI application is required when multiple traumatic events result in separate losses sustained by the service member. Multiple traumatic events must occur more than seven days (168 hours) apart from the initial traumatic event.

Example: A member suffers the loss of one foot on May 1, 2008 and submits a TSGLI application for the loss of foot. The same member suffers loss of sight in both eyes from another event that occurred on November 1, 2008. The member must submit a second TSGLI application for the loss of sight in both eyes.

Part 6 - Certifying a Claim for TSGLI

General Information

The TSGLI office for the member's branch of service certifies TSGLI claims. A list of all TSGLI branch of service offices is provided in Appendix C. The certifying official must complete the TSGLI Certification Worksheet to indicate the disposition of the claim, and then forward the TSGLI application along with the worksheet and any other supporting documentation to the Office of Servicemembers' Group Life Insurance (OSGLI).

Instructions for Completing the TSGLI Certification Worksheet

The TSGLI Certification Worksheet provides information about the disposition of the member's TSGLI claim as well as tools for adjudicating the TSGLI claim. The Certification Worksheet is divided into 7 Sections:

1. Traumatic Event Information
2. Certification by Branch of Service
3. Disposition of Losses Claimed
4. Certifying Signature
5. Additional Comments
6. Service Member Address and Payment Information Update
7. Worksheets

The sections that are completed depend upon the type of claim being certified.

- **For original claims and supplemental claims** - the certifying official should complete Sections 1 – 5
- **For appeals and reconsidered claims that are being approved** – the certifying official should complete Sections 1 - 6

Section 1 – Traumatic Event Information

The Traumatic Event Information Section provides information about the traumatic event that caused the member's loss. Entries should be completed as follows:

Type of Claim – The certifying official should indicate the type of claim as follows:

- **Original claim** – the first claim by a member for a scheduled loss from a traumatic event
- **Supplemental claim** – a follow-up claim on an original claim from the same traumatic event but for an additional benefit for a new scheduled loss.
- **Appeal** - a claim that was originally denied by the branch of service TSGLI office, was reconsidered, and then reviewed by the branch's higher level review organization for a final decision.
- **Reconsidered claim** – a claim that was originally denied by the branch of service TSGLI office but has been submitted for review by the claimant with new and substantial evidence.

Guardian, Power of Attorney or Military Trustee– The certifying official should indicate whether he/she is aware of a guardian, POA, or military trustee being appointed for the member

Date and Time of the Traumatic Event – The certifying official should enter the date and time of the event (using Zulu time) in the boxes provided.

Was the member on duty when the event occurred? – The certifying official should indicate whether the member was on duty. The official should apply the same on duty standard as a line of duty investigation per DOD Regulation.

Geographic Location and Hostile Action – the certifying official should indicate the geographic location where the event occurred and if the event was a hostile action. Certifying officials should attempt to avoid using latitude and longitude of event. In cases where the event occurred on a ship or airplane/helicopter, the certifying official should state the country (or state in the United States of America) in whose waters or airspace the ship or airplane/helicopter was located.

Description of Traumatic Event – The certifying official should enter a brief description of the traumatic event. Examples of traumatic events include:

- Military Motor Vehicle Accident
- Military Aircraft Accident
- Civilian Motorcycle Accident
- RPG Attack
- IED Attack
- Civilian Motor Vehicle Accident
- Civilian Aircraft Accident
- Small Arms Attack
- Training Accident (Please clarify with additional description)

Note: The certifying official should use the additional comments box on page 3 to enter additional information about the event that does not fit in the description box.

Important Note - Verifying the Traumatic Event -The certifying official should use available sources such as the Defense Casualty Information Processing System (DCIPS) or appropriate civilian records such as a police report to verify the date and time of the traumatic event, the location of the traumatic event, the description of the traumatic event, and the status of the member at the time of the traumatic event.

Deceased Service Member - If the service member is deceased, the certifying official must:

- Indicate the date and cause of death on the form
- Attach Report of Casualty (DD-1300) or civilian death certificate
- Attach SGLV 8286 indicating SGLI Beneficiary
- Note in the additional comments box on page 3 that the DD-1300 and SGLV 8286 are attached to the certification worksheet

Social Security Number – the claimant's social security number should be completed on the top right of all pages submitted as part of the Certification Worksheet.

Section 2 – Certification by Branch of Service

The Certification by Branch of Service Section indicates whether the member qualifies for TSGLI payment. The certifying official should indicate yes or no, and fill in the TSGLI payment amount they are certifying. The certifying official may use the worksheets on page 5 to help determine if the member is eligible for payment.

Section 3 – Disposition of Losses Claimed

The Disposition of Losses Claimed Section provides a list of all the TSGLI qualifying losses. The certifying official should review **both** Part A and Part B of the TSGLI application to determine which losses are being claimed by the member and whether the losses meet the standard for TSGLI payment. For each loss indicated in Parts A and B, the certifying official should:

- Indicate whether the loss is **found** or **not found**
- Enter the appropriate Disposition code for any claimed loss that **will not** receive payment

Indicating If Loss is Found or Not Found

Certifiers should use the following framework to determine if the loss is found or not found:

If the Member Claims a Single Loss

The loss is FOUND if...	the loss meets the standard for TSGLI payment and the loss is payable.
The loss NOT FOUND if...	the loss does not meet the standard for TSGLI payment.

If the Member Claims Multiple Losses

The loss is FOUND if...	<p>The loss meets the standard for TSGLI payment and the loss is payable,</p> <p style="text-align: center;">OR</p> <p>The loss meets the medical standard for TSGLI, but due to program limitations, the loss is not payable.</p> <p>Example of program limitations:</p> <ul style="list-style-type: none"> ▪ Program maximum payment already reached ▪ Program prohibits certain losses from being combined (i.e. limb salvage and amputation of same limb, loss of hand and loss of fingers of same hand)
The loss is NOT FOUND if...	<p>The loss does not meet the standard for TSGLI payment,</p> <p style="text-align: center;">OR</p> <p>The loss was not evaluated because the maximum payment amount was certified.</p>

Entering the Appropriate Disposition of Loss Code

The loss disposition codes listed on page 2 of the worksheet give 17 reasons for nonpayment of a TSGLI claim. For every claimed loss that will not receive payment, the certifier should enter the code that gives the reason payment will not be made. If more than one Loss Disposition Code applies to the loss, please list all that apply. If the reason is not covered by codes 1 through 16, the certifying official should use code 99 (other) and indicate the reason in the comments box

The table below explains each of the loss disposition codes.

Code	Description	Use this code to indicate reason for non payment if...
1	Member was not covered under SGLI at the time of the traumatic event	<p>the member did not elect SGLI coverage and therefore was not covered by SGLI at the time of the traumatic event.</p> <p><i>Note: Copy of SGLV 8286 must be attached showing declination of coverage.</i></p>

Code	Description	Use this code to indicate reason for non payment if...
2	Member's loss is not listed on TSGLI schedule of losses	<p>the loss the member is claiming is not listed on the TSGLI Schedule of Losses.</p> <p>Example: A member claims severe back pain with no loss of ADL. There is no such loss on the Schedule of Losses. The certifier should use Decision Reason Code 2 to indicate denial.</p>
3	Medical professional's statement did not indicate the member's loss met the minimum TSGLI standard	<p>the loss the member is claiming does not meet the standard indicated in the Procedures Guide for medically qualifying for the loss</p> <p>Example: On Part B of the claim form, the medical professional documents that the member was hospitalized for 10 days and had loss of ADL due to TBI for 10 days. The certifier should use Decision Reason Code 3 to indicate denial.</p>
4	Member did not suffer the loss within the prescribed period as defined by the regulation	<p>the loss the member is claiming occurred more than 730 days from the date of the traumatic event</p>
5	Member's loss was due to a physical or mental illness or disease other than those covered by TSGLI	<p>the loss the member is claiming is due to an illness or disease, except in the case of illnesses or diseases caused by pyogenic infection, biological, chemical or radiological weapon, or a contaminated substance.</p> <p>Example: Member claims loss of right leg on Part A. Medical professional documents loss of right leg on Part B but notes it is due to diabetes, not a traumatic event. The certifier should use Decision Reason Code 5 to indicate denial.</p>
6	Member's loss was not a direct result of a traumatic event	<p>the loss the member is claiming was not due to traumatic event, but some other reason.</p> <p>Example: A member falls and hits his head. Immediately after the incident, he experiences no after effects. Two months later the member has heart surgery. After the surgery, the member falls into a coma. The member claims the coma is due to the original fall but the medical professional indicates that it was due to the surgery. The certifier should use Decision Reason Code 6 to indicate denial.</p>
7	Member did not survive for seven full days from the date of the traumatic event	<p>the member sustained a Scheduled Loss but did not survive seven full days from the date of the traumatic event.</p>
8	Member's loss was sustained while attempting to commit suicide	<p>the loss the member is claiming is due a suicide attempt.</p> <p>Example: A member attempts to hang himself. He is unsuccessful but winds up in a coma for 15 days due to the attempt. The certifier should use Decision Reason Code 8 to indicate denial</p>
9	Member's loss was due to a traumatic injury willfully caused by a member's own actions	<p>the loss the member is claiming is due to their own actions</p> <p>Example: A member purposefully shoots himself in the leg to avoid military duty. He is hospitalized for 15 day due to this injury. The certifier should use Decision Reason Code 9 to indicate denial.</p>

Code	Description	Use this code to indicate reason for non payment if...
10	Member's loss was sustained while committing, or attempting to commit a felony	the loss the member is claiming occurred while committing, attempting to commit a felony.
11	Member's loss was caused by willful use of an illegal or controlled substance not prescribed by a doctor	the loss the member is claiming is due to the willful use of an illegal or controlled substance not prescribed by a doctor.
12	Member's does not meet requirements for retroactive payment because of date of loss	the loss the member is claiming occurred prior to October 7, 2001.
13	Member does not meet requirements for retroactive payment because of geographic location	the loss the member is claiming occurred from October 7, 2001 through November 30, 2005 AND did not occur while the member was working outside the U.S. in support of Operations Enduring Freedom or Iraqi Freedom or in a combat zone tax exclusion area
14	Insufficient information to support the medical professional's statement	the claim information and/or documentation does not support the claimed loss(es).
15	payment for this loss cannot be made in combination with other losses paid	The member has already been paid the maximum benefit in the program from other losses, OR, The loss the member is claiming cannot be combined with other losses (i.e. amputation and limb salvage of same limb)
16	Member's loss was not evaluated because the maximum payment amount was certified	the member is already being paid the maximum benefit and therefore the claim staff does not medically review other losses in order to pay the claim expeditiously. Example: A member suffers 2nd degree burns to 20% of the body. He qualifies for the maximum TSGLI payment. The member also claims loss of ADL for 120 days. The branch of service processing office does not review the ADL claim as the member is already being paid the maximum TSGLI benefit under burns. The certifier should use Decision Reason Code 16 to indicate denial.
17	Payment for this loss cannot be made because the maximum payment amount was certified.	The member is being paid the maximum TSGLI benefit for other claimed losses, therefore additional losses cannot be paid.
99	Other	the member's claim is not paid due to a reason other than indicated in Decision Reason Codes 1-17. The certifier should explain why other was selected in the Comments box.

Sample Coding of Found/Not Found and Decision Reason Code Boxes

Single Loss Claimed

Example 1: Member loses left eye due to IED blast on November 1, 2008 in Iraq. Certifier would check Found box and would not enter anything in the Decision Reason Code box.

Loss	Found	Not Found	Code(s)
Sight - both eyes	<input type="checkbox"/>	<input type="checkbox"/>	
Sight - left eye	<input checked="" type="checkbox"/>	<input type="checkbox"/>	

Example 2: Member loses peripheral vision in left eye due to IED blast in Iraq on November 1, 2008 in Iraq. Limits to peripheral vision do not result in 30 degree or less peripheral vision. Certifier would check Not Found box and would enter Reason Code 3.

Loss	Found	Not Found	Code(s)
Sight - both eyes	<input type="checkbox"/>	<input type="checkbox"/>	
Sight - left eye	<input type="checkbox"/>	<input checked="" type="checkbox"/>	3

Example 3: Member goes into a coma for 30 days due to a stroke. Certifier would check Not Found box and would enter Reason Code 5.

Loss	Found	Not Found	Code(s)
Coma 15 days	<input type="checkbox"/>	<input type="checkbox"/>	
Coma 30 days	<input type="checkbox"/>	<input checked="" type="checkbox"/>	5

Note: For Single Loss Claimed situations, Decision Reason Codes 15 & 16 do not apply.

Multiple Losses Claimed

Example 1: Member is in an MV accident on June 5, 2008 and suffers amputation of both legs. Certifier would check Found boxes for amputation of left and right foot and place no entry in the Decision Reason Codes for either one.

Loss	Found	Not Found	Code(s)
Amputation - left foot	<input checked="" type="checkbox"/>	<input type="checkbox"/>	
Amputation - right foot	<input checked="" type="checkbox"/>	<input type="checkbox"/>	

Example 2: Member is injured in a MV accident on June 5, 2008 and suffers amputation of both legs as well as 2nd degree burns on 20% of body. Certifier would check Found boxes for amputation of left and right foot and burns. Certifier would enter either:

Decision Reason Code 17 for burns and no entry for left and right foot amputations

Loss	Found	Not Found	Code(s)
Amputation - left foot	<input checked="" type="checkbox"/>	<input type="checkbox"/>	
Amputation - right foot	<input checked="" type="checkbox"/>	<input type="checkbox"/>	
Burns to the body	<input checked="" type="checkbox"/>	<input type="checkbox"/>	17

OR

Decision Reason Code 17 for left and right foot amputations, no entry for burns

Loss	Found	Not Found	Code(s)
Amputation - left foot	<input checked="" type="checkbox"/>	<input type="checkbox"/>	17
Amputation - right foot	<input checked="" type="checkbox"/>	<input type="checkbox"/>	17
Burns to the body	<input checked="" type="checkbox"/>	<input type="checkbox"/>	

Example 3: Member is injured in a MV accident on June 5, 2008 and suffers an amputation of his right arm. Member claims both amputation of right arm and amputation of right thumb. Certifier would check Found boxes for amputation of right hand and amputation of right thumb. Certifier would enter no Decision Reason Code for amputation of right arm and Decision Reason Code 15 for amputation of right thumb.

Loss	Found	Not Found	Code(s)
Amputation – right arm	<input checked="" type="checkbox"/>	<input type="checkbox"/>	
Amputation - right thumb	<input checked="" type="checkbox"/>	<input type="checkbox"/>	15

Example 4: Member is injured in a MV accident on July 4, 2008. Member is hospitalized for 10 days and suffers loss of two ADL for 20 days due to Other Traumatic Injury. Certifier would enter Not Found for both Hospitalization – 15 days and ADL 30 days due to OTI. Certifier would also enter Decision Reason Code 3 for both items.

Loss	Found	Not Found	Code(s)
Hospitalization - 15 days	<input type="checkbox"/>	<input checked="" type="checkbox"/>	3
ADL 30 days due to OTI	<input type="checkbox"/>	<input checked="" type="checkbox"/>	3

Example 5: Member is injured in a MV accident on June 5, 2008 and claims 2nd degree burns on 20% of body and loss of two ADL due to Other Traumatic Injury for 120 days. Branch does not evaluate ADL loss as burns already provide maximum benefit. Certifier would check Found box for burns and place no Decision Reason Code by burns. Certifier would check Not Found box for loss of two ADL due to OTI and enter Decision Reason Code 16.

Loss	Found	Not Found	Code(s)
Burns to the body	<input checked="" type="checkbox"/>	<input type="checkbox"/>	
ADL 120 days due to OTI	<input type="checkbox"/>	<input checked="" type="checkbox"/>	16

Section 4 - Certifying Signature

The certifying official must complete and sign this section to certify the TSGLI claim.

Section 5 - Additional Comments

The Additional Comments Section should be used to provide information that will clarify anything previously listed on the application. This includes:

- further details of the traumatic event,
- explanation of the losses (such as ADL),
- and any questions or issues that may be of concern.

Section 6 - Service Member Address and Payment Information Update

The Service Member Address and Payment Information Update Section is used to ensure the address and payment information for the claim is accurate.

The certifying official should complete and submit Section 6 to OSGLI only if the original decision by the branch of TSGLI office has been overturned to:

- Pay the claimant when previously denied
- Pay more money than originally certified for

In cases where reconsideration or appeal upholds the original decision, Section 6 does not need to be completed. In either case, the branch of service TSGLI office should email OSGLI at the appeals mailbox with all information requested in Section 8.

The certifying official should contact the claimant (or guardian, power of attorney, or military trustee) to verify address, guardianship/trustee and payment option information. This section should be completed as follows:

Checkbox for prior certification – the certifying official should check this box to certify that any information not filled in on this application has not changed since the original claim was filed

Service member’s Current Address & Contact Information – the certifying official should fill in member’s contact information if it is different from the original claim. If there is no change, leave the section blank.

Guardian, Power of Attorney, or Military Trustee Information - the certifying official should fill in member’s guardian/POA/military trustee information if it is different from the original claim. If there is no change, leave the section blank.

Payment Option - the certifying official should fill in member’s payment option information if it is different from the original claim. If there is no change, leave the section blank.

The certifying official should then forward the following items to OSGLI to certify the appeal/reconsideration:

- A copy of the original claim
- A completed Certification Worksheet including Section 6

Section 7 - Checklists

The Checklists Section contains checklists that can be used by the certifying official to determine eligibility for TSGLI payment. These checklists should not be sent to OSGLI.

Submitting the Application to OSGLI

The certifying official of the member’s branch of service will submit the application to OSGLI via email or fax. The email address is **osgli.claims@prudential.com**. The fax number is 1-877-832-4943. The branch of service should submit all original TSGLI claims and to OSGLI, even if they are denying the claim. The branch of service should only submit reconsidered or appealed TSGLI claims to OSGLI if there is a change in the decision. However, in cases where there is no change in the decision, the branch of service should notify OSGLI at their appeals mailbox at **(insert address)** that the case was reconsidered or appealed and the decision remains unchanged.

Submitting Multiple Applications to OSGLI

Additional Losses from a Single Traumatic Event

A new complete TSGLI application is required when the member sustains additional losses, even if the loss resulted from a previous traumatic event already submitted on a TSGLI application. In these instances, the certifying official should check the box for “Supplemental Claim” in Section 1, Traumatic Event Information.

Example: A member permanently loses sight in one eye due to a traumatic event on April 1, 2008, and submits a TSGLI application for the loss. On May 1, 2008, the member loses one foot, as a direct result of the same traumatic event. The member must submit a second TSGLI application for the second loss.

Additional Losses from Multiple Traumatic Events

A new complete TSGLI application is required when multiple traumatic events result in separate losses sustained by the service member. Traumatic events must occur more than seven days (168 hours) apart from the initial traumatic event to be considered a separate traumatic event(s).

Example: A member suffers the loss of one foot on May 1, 2008 and submits a TSGLI application for the loss of foot. The same member suffers loss of sight in both eyes from another event that occurred on November 1, 2008. The member must submit a second TSGLI application for the loss of sight in both eyes.

Instructions for Using the Medical Professional's Supplemental Statement

The Medical Professional's Supplemental Statement should be used by the TSGLI certifying official to request additional information from the medical professional when it is needed to adjudicate the TSGLI claim. This information will then be made a part of the member's TSGLI claim. The statement has 4 sections:

1. Request for Supplemental Medical Information
2. Medical Professional's Supplemental Statement
3. Medical Professional's Information
4. Medical Professional's Signature

Section 1 – Request for Supplemental Medical Information

To request additional information, the certifying official should fill in:

- The member's name and social security number (on both pages of the form)
- The name, address, phone and fax number of the branch of service TSGLI office requesting the information
- The specific information requested or section of Part B that needs clarification

The certifying official should then mail or fax the request form to the medical professional.

Sections 2 through 4 - Medical Professional's Supplemental Statement, Information and Signature

The medical professional should complete these sections to provide and certify the requested information. The medical professional can use the form provided or submit additional sheets and attach it to the Supplemental Medical Form. The completed statement should then be mailed or faxed to the branch of service TSGLI office.

Submitting Medical Professional's Supplemental Statement to OSGLI

The Medical Professional's Supplemental Statement, just like other additional medical evidence submitted with the claim, does NOT need to be sent to OSGLI with the Claim Form and Certification Worksheet when the claim is certified.

Part 7 - Payment of TSGLI Benefits

General Information

Payment of TSGLI benefits will be in accordance with the published schedule of loss in 38 CFR 9.20 (see Part 4, Schedule of Losses). The Office of Servicemembers' Group Life Insurance issues payments after a claim is certified by payment by the member's branch of service TSGLI processing office.

TSGLI Beneficiary

The beneficiary of the TSGLI benefit is the member. If the member is incompetent, payment will be made to the guardian, power of attorney, or military trustee. Prudential's Alliance Account* is not available to the guardian or power of attorney.

If the member dies after qualifying for payment, the payment will be made to the member's listed SGLI Beneficiary(ies). The member must survive for seven days (168 hours) from the date of the traumatic event to be eligible for TSGLI.

Taxes

The TSGLI benefit (like SGLI) is not taxable.

Methods of Payment

There are three methods of payment for TSGLI benefits:

- 1) Prudential's Alliance Account®*
- 2) Electronic Funds Transfer (EFT)
- 3) Check

1) Prudential's Alliance Account®*

The benefit will be deposited into Prudential's Alliance Account in the member's name. The Alliance Account is a personal interest bearing account, which gives the member ready access to the money, whenever it is needed. To use the account, the member can simply write a check for the withdrawal amount. The member may write checks as the money is needed or write out one check for the entire amount and close the account. The account will continue to earn interest as long as any balance is maintained in the account. The member cannot deposit any additional monies into the Alliance Account.

Access to Funds by Other Parties: Members should be advised that no other parties can have access to the Alliance Account once opened in the member's name (unless the member becomes incompetent – see Note below). The member must sign all checks written on the Alliance Account.

Important Note for Guardians, Power of Attorneys, Military Trustees: This option is not available to guardians, power of attorneys, or military trustees, as the account must be opened in the member's name. However, if the member is competent at time of application and opens an Alliance Account and later becomes incompetent, a guardian, power of attorney, or military trustee can submit that documentation to Alliance Account and gain access to the funds in the account. To do this, a guardian, power of attorney, or military trustee should contact Alliance Customer Service toll free at 877-255-4262 or the OSGLI Claim Department toll free at 800-419-1473.

* Open Solutions BIS, Inc. is the Administrator of the Prudential Alliance Account Settlement Option, a contractual obligation of The Prudential Insurance Company of America, located at 751 Broad Street, Newark, NJ 07102-3777. Check clearing is provided by JPMorgan Chase Bank, N.A. and processing support is provided by Integrated Payment Systems, Inc. Alliance Account balances are not insured by the Federal Deposit Insurance Corporation (FDIC). Open Solutions BIS, Inc., JPMorgan Chase Bank, N.A., and Integrated Payment Systems, Inc. are not Prudential Financial companies.

2) Electronic Funds Transfer (EFT)

The TSGLI benefit will be electronically credited to the bank account specified. This account should be the account of record for payroll purposes. Depending on the member's bank, payments will be credited three to five days from the date the payment is authorized.

Note: If the member does not choose EFT and there is no guardian power of attorney, or military trustee, the payment will be made through Prudential's Alliance Account.

Access to Funds by Other Parties: Members should be advised that once the TSGLI payment is electronically credited the bank account specified, anyone who has access to the account (i.e. spouse or children) can access the money.

3) Check

Payment will be made by check only to a guardian, power of attorney, or military trustee. This option is not available to the member.

Beneficiary Financial Counseling Services (BFCS)

BFCS is available to the beneficiary of a TSGLI claim. BFCS provides free personal financial counseling to beneficiaries of TSGLI claims on how best to use their benefit to meet their needs. The member will be notified of this benefit and how to access it when they receive the TSGLI payment.

Part 8 – The Denial and Appeals Process

General Information

When the branch of service denies a member's TSGLI claim, the member can appeal the decision. The issue the member is appealing determines the appropriate organization and process to use in making the appeal.

Denials and appeals consist of the following actions:

- 1) **Denial:** The TSGLI certification from the branch of service certifying the TSGLI claim as not eligible and the subsequent letter released by OSGLI informing the member of this decision.
- 2) **Appeal:** The initiation by the member to seek a review of the initial denial decision by the branch of service or OSGLI and the subsequent administrative (Notices of Disagreement) and legal actions (suit in federal court) taken in response to the member's action.

Types of Appeals Handled by OSGLI

All appeals regarding whether the member was insured under basic SGLI, and therefore TSGLI, at the time of the traumatic event must be submitted to OSGLI.

Example: A member is hit by an improvised explosive device (IED) on January 10, 2008. At the time he was hit by the IED the member was not covered by Basic SGLI coverage. Due to the injuries the member suffered in the explosion, his leg is amputated on January 30, 2008. He applies for TSGLI in February 2008 and the uniformed service denies his claim as he was not covered by SGLI, and therefore TSGLI, when he was injured on January 10, 2008. To appeal this denial of TSGLI benefits, the member must submit their appeal to OSGLI.

Appeals must be submitted in writing to OSGLI at:

Office of Servicemembers' Group Life Insurance
80 Livingston Avenue
Roseland, New Jersey 07068-1733

Appeals to OSGLI should contain the following information:

- Identifying information (e.g. name, address, social security number,)
- The reasons why the member disagrees with the determination
- Documentation in support of the member's claim (e.g. Leave and Earnings Statements showing deduction for SGLI premiums, SGLI Election Form),
- Written comments, documents, records and any other information relating to their claim

Types of Appeals Handled by the Branch of Service

Appeals on all issues other than whether the member was insured under SGLI at the time of the traumatic event must be submitted, in writing, to the appropriate branch of service.

Appeals to the branch of service should contain the following information:

- Identifying information (e.g. name, address, social security number)
- The reasons why the member disagrees with the determination
- Documentation in support of the member's claim (e.g. medical records, Physical Evaluation Board Findings)
- Written comments, documents, records and any other information relating to their claim

Appendix D provides the appropriate point of contact in each branch of service for the handling of TSGLI appeals and the organization that completes each level of review.

Most Frequent Decisions Likely to be Appealed to the Uniformed Service

The following is a list of the most frequent decisions that would need to be appealed to the uniformed services:

- 1) Decision that a member's loss did not meet the requirements for a loss under TSGLI
- 2) Decision that the member's loss did not occur within 730 days of the traumatic event causing the loss
- 3) Decision that the member's loss was not the direct result of a traumatic injury
- 4) Decision that the member's loss was due to a physical or mental illness or disease other than those covered under TSGLI
- 5) Decision that the member's loss is due to a traumatic injury willfully caused by the member's own actions
- 6) Decision that the member's medical treatment (e.g. surgery), in and of itself, is not considered a traumatic event

1) Decision that a member's loss did not meet the requirements for a loss under TSGLI

The member's claim is denied because the member's loss did not meet the requirements outlined in the schedule of losses (see Part 4, Schedule of Losses).

Example: A member is injured in a car accident. As a result of the car accident he suffers 2nd degree burns on 10 percent of his body. His claim is denied because the requirement for payment is that the burns not only be 2nd degree but cover 20 percent of his body. To appeal this denial of TSGLI benefits, the member must submit his appeal to the appropriate contact within his uniformed service.

2) Decision that the member's loss did not occur within 730 days of the traumatic event causing the loss

The member's claim is denied because the member's loss did not occur within 730 days of the traumatic event (see Part 1, Qualifying for TSGLI Payment)

Example: A member is injured in a training accident on April 15, 2006. As a result of the accident she suffers reduced vision in her right eye, but her loss of vision does not meet the TSGLI standard. Over the next two years her vision becomes progressively worse. On June 15, 2008, her visually acuity measurement meets the standard for TSGLI and she files a claim. The claim is denied because her loss occurred more than 730 days from the traumatic event causing the loss. To appeal this denial of TSGLI benefits, the member must submit her appeal to the appropriate contact within her uniformed service.

3) Decision that the member's loss was not the direct result of a traumatic injury

The member's claim is denied because the member's loss was not the direct result of a traumatic injury but from some other cause (see Part 1, Qualifying for TSGLI Payment).

Example: A member falls and hits his head. After the event, he appears fine and continues to function normally. A month later, he takes some prescribed medication for a heart condition and soon after falls into a coma. The member's power of attorney claims the coma is the direct result of damage to his brain due to the fall; however, the member's medical professional states that the medication from his heart condition is the likely cause of the coma. The claim is denied as the member's loss was not the direct result of a traumatic injury but from some other cause. To appeal this denial of TSGLI benefits, the member must submit her appeal to the appropriate contact within his uniformed service.

4) Decision that the member's loss was due to a physical or mental illness or disease other than those covered under TSGLI

The member's claim is denied because the member's loss was due to mental illness or disease and that illness or disease was not caused by:

- a pyogenic infection or,
- biological, chemical, or radiological weapons or,
- accidental ingestion of a contaminated substance

(see Part 1, Injuries Excluded from TSGLI Coverage)

Example 1: A member was involved in a small arms battle where he suffered a non-life threatening injury and also saw his friend get killed. He returns home and begins having nightmares and is so severely depressed that he cannot do two of the activities of daily living on his own (dressing and eating) for 30 days. His doctor diagnoses him with Post-Traumatic Stress Disorder (PTSD). The claim is denied because the loss (the inability to dress or eat without assistance) for 30 days is the result of a mental illness and that illness was not caused by a pyogenic infection or by biological, chemical, or radiological weapons or accidental ingestion of a contaminated substance. To appeal this denial of TSGLI benefits, the member must submit his appeal to the appropriate contact within his uniformed service.

Example 2: A member has diabetes and her condition begins to cause problems to her leg resulting in the amputation of her leg. The claim is denied because the loss was due to a disease not covered by TSGLI. To appeal this denial of TSGLI benefits, the member must submit her appeal to the appropriate contact within her uniformed service.

5) Decision that the member's loss is due to a traumatic injury caused by the member's own actions

The member's claim is denied because the member's loss was due to a traumatic injury caused by one of the following actions on the part of the member:

- Attempting to commit suicide;
- A self-inflicted injury or attempting to self-inflict an injury;
- The member's willful use of an illegal or controlled substance, unless under the advice of a doctor; or
- Committing or attempting to commit a felony.

(See Part 1, Injuries Excluded from TSGLI Coverage)

Example: A member is injured in a motorcycle accident. After a police investigation, it is determined that the member was driving 100 miles per hour and rolled his motorcycle because he was high on crack cocaine. As a result of the accident he has a spine injury and is now a paraplegic. The claim is denied because the loss is due to the member's willful use of an illegal substance. To appeal this denial of TSGLI benefits, the member must submit his appeal to the appropriate contact within his uniformed service.

6) Decision that the member's medical treatment (e.g. surgery), in and of itself, is not considered a traumatic event

The member's claim is denied because the member's loss was due to a loss caused by medical treatment and medical treatment, in and of itself, is not considered a traumatic event. (See Part 1, Injuries Excluded from TSGLI Coverage)

Example: A member goes into the hospital on June 1, 2008 for surgery related to a brain aneurysm. During the surgery, the member goes into a coma and remains in a coma for 60 days. The claim is denied because the loss is due to the medical treatment for a brain aneurysm. To appeal the denial of TSGLI benefits, the member must submit his appeal to the appropriate contact within his uniformed service.

Denials and Appeals Processing

Denials Processing

All denials of TSGLI benefits by the branch of service need to be submitted to OSGLI for comprehensive record keeping purposes and preparation and release of formal denial letters. Both denied TSGLI applications and approved TSGLI applications should be submitted to OSGLI.

OSGLI will send formal denial letters to all claimants whose TSGLI claim is denied. They will provide a copy of this letter to the appropriate branch of service point of contact for their records. All denial letters will contain the reason for the denial and an explanation of the member's appeal rights, specifically what they need to provide in their appeal and the office to which the appeal should be directed.

Appeals Processing

OSGLI and each branch of service has its own administrative appeals process. Each organization's appeals process has at least two levels of review, as shown below.

Note: Each branch of service appeals process has three levels of administrative review. The first level of review is considered by the branches, a "reconsideration" of a claim and is done by the branch of service TSGLI office. The second and third level reviews are completed by other organizations within each branch.

Organization	1 st Level Review	2 nd Level Review	3 rd Level Review
OSGLI	If the member is appealing an issue of SGLI coverage, the Office of Servicemembers' Group Life Insurance will handle the review.	If the member's 1 st level appeal is denied, the member's can request a review of the claim by the Department of Veterans Affairs Insurance Center. OSGLI will forward the claim to the Department of Veterans Affairs.	None
Army	The first level of review is considered by the branches, a "reconsideration" of a claim and is done by the branch of service TSGLI office.	U.S Army TSGLI Appeals Board	U.S. Army Review Board Agency
Navy	The first level of review is considered by the branches, a "reconsideration" of a claim and is done by the branch of service TSGLI office.	TSGLI Appeals Board Navy Council of Review Boards	Director Navy Council of Review Boards
Air Force – Active	The first level of review is considered by the branches, a "reconsideration" of a claim and is done by the branch of service TSGLI office.	USAF Physical Disability Division, HQ AFPC/DPPD	Board for Correction of Air Force Records SAF/MRBR
Air Force - Reserve	The first level of review is considered by the branches, a "reconsideration" of a claim and is done by the branch of service TSGLI office.	USAF Physical Disability Division, HQ ARPC/DPPE	Board for Correction of Air Force Records SAF/MRBR
Marine Corps	The first level of review is considered by the branches, a "reconsideration" of a claim and is done by the branch of service TSGLI office.	TSGLI Appeals Board Navy Council of Review Boards	Director Navy Council of Review Boards
Coast Guard	The first level of review is considered by the branches, a "reconsideration" of a claim and is done by the branch of service TSGLI office.		
Public Health	The first level of review is		

Organization	1 st Level Review	2 nd Level Review	3 rd Level Review
Service	considered by the branches, a “reconsideration” of a claim and is done by the branch of service TSGLI office.		
National Oceanic and Atmospheric Administration	The first level of review is considered by the branches, a “reconsideration” of a claim and is done by the branch of service TSGLI office.		

Right to Sue in Federal Court

In addition to utilizing the administrative appeals process, members have the right to file suit in federal court to contest an adverse TSGLI decision. All appeal letters from OSGLI and the branch of service need to inform members of this right.

In the event a member files suit in federal court, the branch of service must provide OSGLI with any documents and records relating to the initial TSGLI denial and any subsequent appeals.

Denial and Appeal Records

Both the branch of service and OSGLI maintain certain records in the case of denials and appeals.

Denial Records

1) *Records the Branch of Service Maintains*

The branch of service maintains the following records (or copy of such records) for denials of claims by their service:

- A TSGLI application for each denial
- Any medical or other documentation used to substantiate a decision to deny the claim
- The letter sent to the member by OSGLI informing them of the denial and their appeal rights

2) *Records OSGLI Maintains*

OSGLI maintains the following records (or copy of such records) for **all** denials of claims:

- A record of all denied claims and the reasons for denial
- A TSGLI application for each denial
- The letter sent to the member informing them of the denial and their appeal rights

Appeal Records

1) *Records the Branch of Service Maintains*

The branch of service maintains the following records (or copy of such records) on all appeals directed to them:

- The member’s letter indicating he/she is appealing the uniformed service’s decision
- All materials provided by the member or by the branch of service used in a review of the original decision on appeal

- The letter sent to the member informing them of the branch of service's decision on appeal

2) Records OSGLI Maintains

OSGLI maintains the following records (or copy of such records) on appeals on whether the member was insured under SGLI at the time of the traumatic event:

- The member's letter indicating he/she is appealing the branch of service's decision
- All materials provided by the member or obtained from the branch of service or VA used in a review of the original decision on appeal
- The letter sent to the member informing them of OSGLI's decision on appeal

Reporting of Denied Claims and Appeals

Denied Claims

Comprehensive reports of denied claims can be obtained through OSGLI. OSGLI is the only organization maintaining centralized records on denials for all branches of service.

Branch of service points of contact are able to print their own denied claims reports on-demand through OSGLI's web reporting capabilities. If there is a new branch of service point of contact or if the point of contact is having problems with web reporting, contact the TSGLI Appeals Coordinator at OSGLI at 800-419-1473.

Appeals

Branch of service appeals points of contact must provide information on all appeal activity to OSGLI. They should provide the following information to OSGLI:

- Name of member appealing
- Social Security number of member appealing
- Dates of Appeal (at each level)
- Copy of all letters sent by the member to the branch of service
- Review status within branch of service (1st or 2nd level) – submit information at each level of review
- Copy of all letters sent by the branch of service to the member in response to the appeal
- Final decision on appeal

OSGLI will provide similar information for all appeals on the issue of SGLI coverage.

All required information should be sent to tsgliappeals.osgli@prudential.com. OSGLI will take the information sent to this email box and associate it with the member's TSGLI file.

Denial and Appeals Process at Each Level of Appeal

The information below discusses the sequence of events involved in:

- 1) A denial and appeal on an issue appealed to the branch of service
- 2) A denial and appeal where SGLI coverage is at issue and is appealed to OSGLI

1) Denial and Appeal on Issue Appealed to the Branch of Service

The member initially submits the TSGLI application to the branch of service. The branch of service forwards the certified claim as denied to OSGLI. OSGLI then sends the member a letter denying the TSGLI benefit and sends a copy of the letter to the branch of service point of contact.

First Level of Appeal - Reconsideration

The member decides to appeal and does so in writing with a 1st Notice of Disagreement to their branch of service point of contact. The member's appeal goes through the first level of the internal review process within

their branch of service. This process is called a reconsideration and is done within the branch of service TSGLI office.

- If the decision is made to overturn the original denial decision on the certified claim, the claim is re-certified to OSGLI and the claim is paid.
- If the decision is made to uphold the original denial decision on the certified claim, the member is sent a letter by their branch of service informing them of the decision and the next steps they can take to appeal the decision.

Second Level of Appeal

If the member decides to appeal further, they need to submit a 2nd Notice of Disagreement to their branch of service point of contact. The member's appeal goes through the second level of the internal review process within their branch of service.

- If the decision is made to overturn the original denial decision on the certified claim, the claim is re-certified to OSGLI and the claim is paid.
- If the decision is made to uphold the original denial decision on the certified claim, the member is sent a letter by their branch of service informing them of the decision

Third Level of Appeal

If the member decides to appeal further, they need to submit a 3rd Notice of Disagreement to their branch of service point of contact. The member's appeal goes through the third level of the internal review process within their branch of service.

- If the decision is made to overturn the original denial decision on the certified claim, the claim is re-certified to OSGLI and the claim is paid.
- If the decision is made to uphold the original denial decision on the certified claim, the member is sent a letter informing them of the decision and informing them that their last resort in the appeal process is suing in federal court.

Sending Information to OSGLI

The branch of service appeals point of contact sends information to OSGLI's appeals email box at each stage of the appeal and OSGLI enters into their claims system. The member has the option to sue in federal court on the denial of a TSGLI benefit at anytime. If they do, OSGLI will need all information related to the case from the branch of service, as well as any related medical records.

2) Denial and Appeal Where SGLI Coverage is at Issue and is Therefore Appealed to OSGLI

The member initially submits the TSGLI application to the branch of service. The branch of service forwards the certified claim as not eligible to OSGLI. OSGLI then sends the member a letter denying the TSGLI benefit and sends a copy of the letter to the branch of service point of contact.

First Level of Appeal

The member decides to appeal and does so in writing with a 1st Notice of Disagreement to OSGLI. The member's appeal goes through the first level of the internal review process within OSGLI.

- If the decision is made to overturn the original denial decision on the certified claim, the claim is re-certified to OSGLI and the claim is paid.
- If the decision is made to uphold the original denial decision on the certified claim, the member is sent a letter informing them of the decision and the next steps they can take to appeal the decision.

Second Level of Appeal

If the member decides to appeal further, they need to submit a 2nd Notice of Disagreement to OSGLI. The member's appeal goes through the second level of the internal review process within OSGLI.

- If the decision is made to overturn the original "denial decision on the certified claim, the claim is re-certified to OSGLI and the claim is paid.
- If the decision is made to uphold the original denial decision on the certified claim, the member is sent a letter informing them of the decision and informing them that their last resort in the appeal process is suing in federal court.

Sending Information to OSGLI

OSGLI enters information on the appeal into their claims system at each stage of the appeal. The member has the option to sue in federal court on the denial of a TSGLI benefit at anytime. If they do, OSGLI will need all information related to the case from the branch of service.

Part 9 - Appendices

Appendix A – Schedule of Losses

For losses listed in Part I, multiple injuries resulting from a single traumatic event may be combined with each other and treated as one loss for purposes of a single payment (except where noted otherwise), however, the total payment amount **MAY NOT** exceed \$100,000.

For losses listed in Part II, payment amounts **MAY NOT** be combined with payment amounts in Part I - only the higher amount will be paid. The total payment amount **MAY NOT** exceed \$100,000 for multiple injuries resulting from a single traumatic event.

Part I	
Loss	Payment Amount
1. Sight: Total and permanent loss of sight OR loss of sight that has lasted 120 days <ul style="list-style-type: none"> ▪ For each eye 	\$50,000
2. Hearing: Total and permanent loss of hearing <ul style="list-style-type: none"> ▪ For one ear ▪ For both ears 	\$25,000 \$100,000
3. Speech: Total and permanent loss of speech	\$50,000
4. Quadriplegia: complete paralysis of all four limbs	\$100,000
5. Hemiplegia: complete paralysis of the upper and lower limbs on one side of the body	\$100,000
6. Paraplegia: complete paralysis of both lower limbs	\$100,000
7. Uniplegia: complete paralysis of one limb* <i>*Note: Payment for uniplegia of arm cannot be combined with loss 9, 10 or 14 for the same arm. Payment for uniplegia of leg cannot be combined with loss 11, 12, 13 or 15 for the same leg.</i>	\$50,000
8. Burns: 2nd degree or worse burns to at least 20% of the body including the face OR , at least 20% of the face	\$100,000
9. Amputation of hand: Amputation at or above the wrist <ul style="list-style-type: none"> ▪ For each hand* <i>*Note: Payment for loss 9 cannot be combined with payment for loss 10 for the same hand.</i>	\$50,000
10. Amputation of 4 fingers on 1 hand OR thumb alone: Amputation at or above the metacarpophalangeal joint <ul style="list-style-type: none"> ▪ For each hand 	\$50,000
11. Amputation of foot: Amputation at or above the ankle <ul style="list-style-type: none"> ▪ For each foot* <i>*Note: Payment for loss 11 cannot be combined with payments for losses 12 or 13 for the same foot.</i>	\$50,000
12. Amputation of all toes including the big toe on 1 foot: Amputation at or above the metatarsophalangeal joint <ul style="list-style-type: none"> ▪ For each foot <i>*Note: Payment for loss 12 cannot be combined with payments for loss 13 for the same foot.</i>	\$50,000

Part I, continued	
Loss	Payment Amount
13. Amputation of big toe only, OR other 4 toes on 1 foot: Amputation at or above the metatarsophalangeal joint <ul style="list-style-type: none"> ▪ For each foot 	\$25,000
14. Limb salvage of arm: Salvage of arm in place of amputation <ul style="list-style-type: none"> ▪ For each arm* <i>*Note: Payment for loss 14 cannot be combined with payments for losses 9 or 10 for the same arm.</i>	\$50,000
15. Limb salvage of leg: Salvage of leg in place of amputation <ul style="list-style-type: none"> ▪ For each leg* <i>*Note: Payment for loss 15 cannot be combined with payments for losses 11, 12 or 13 for the same leg.</i>	\$50,000
16. Facial Reconstruction – reconstructive surgery to correct traumatic avulsions of the face or jaw that cause discontinuity defects.	
<ul style="list-style-type: none"> ▪ Jaw – surgery to correct discontinuity loss of the upper or lower jaw 	\$75,000
<ul style="list-style-type: none"> ▪ Nose – surgery to correct discontinuity loss of 50% or more of the cartilaginous nose 	\$50,000
<ul style="list-style-type: none"> ▪ Lips – surgery to correct discontinuity loss of 50% or more of the upper or lower lip <ul style="list-style-type: none"> - For one lip - For both lips 	\$50,000 \$75,000
<ul style="list-style-type: none"> ▪ Eyes – surgery to correct discontinuity loss of 30% or more of the periorbital <ul style="list-style-type: none"> - For each eye 	\$25,000
<ul style="list-style-type: none"> ▪ Facial Tissue – surgery to correct discontinuity loss of the tissue in 50% or more of any of the following facial subunits: forehead, temple, zygomatic, mandibular, infraorbital or chin. <ul style="list-style-type: none"> - For each facial subunit <i>Note 1: Injuries listed under facial reconstruction may be combined with each other, but the maximum benefit for facial reconstruction may not exceed \$75,000.</i> <i>Note 2: Any injury or combination of injuries under facial reconstruction may also be combined with other injuries listed in Part I and treated as one loss, provided that all injuries are the result of a single traumatic event. However, the total payment amount may not exceed \$100,000.</i>	\$25,000
17. Coma from traumatic injury AND/OR Traumatic Brain Injury resulting in inability to perform at least 2 Activities of Daily Living (ADL) <ul style="list-style-type: none"> ▪ at 15th consecutive day of coma or ADL loss ▪ at 30th consecutive day of coma or ADL loss ▪ at 60th consecutive day of coma or ADL loss ▪ at 90th consecutive day of coma or ADL loss 	\$25,000 an additional \$25,000 an additional \$25,000 an additional \$25,000
18. Hospitalization due to traumatic brain injury <ul style="list-style-type: none"> ▪ at 15th consecutive day of hospitalization <i>Note 1: Payment for hospitalization replaces the first payment period in loss 17.</i> <i>Note 2: Duration of hospitalization includes dates on which member is transported from the injury site to a facility described in § 9.20(e)(6)(xiii), admitted to the facility, transferred between facilities, and discharged from the facility.</i>	\$25,000

Part II	
Loss	Payment Amount
<p>19. Traumatic injury resulting in inability to perform at least 2 Activities of Daily Living (ADL)</p> <ul style="list-style-type: none"> ▪ at 30th consecutive day of ADL loss ▪ at 60th consecutive day of ADL loss ▪ at 90th consecutive day of ADL loss ▪ at 120th consecutive day of ADL loss 	<p>\$25,000</p> <p>an additional \$25,000</p> <p>an additional \$25,000</p> <p>an additional \$25,000</p>
<p>20. Hospitalization due to traumatic injury</p> <ul style="list-style-type: none"> ▪ at 15th consecutive day of hospitalization <p><i>Note 1: Payment for hospitalization replaces the first payment period in loss 19.</i></p> <p><i>Note 2: Duration of hospitalization includes dates on which member is transported from the injury site to a facility described in § 9.20(e)(6)(xiii), admitted to the facility, transferred between facilities, and discharged from the facility.</i></p>	<p>\$25,000</p>

Appendix B – Glossary of Terms

Activities of Daily Living (ADL) - routine self-care activities that a person normally performs every day without needing assistance. The six basic ADL are eating, bathing, dressing, toileting, transferring and continence.

Avulsion - a wound caused by the tearing away of tissues, bones, and/or cartilage.

Direct Result – Direct result means there must be a clear connection between traumatic event and resulting loss.

Discontinuity Defects - injuries of the face or jaw that result in open wounds with large separations or gaps in the major facial or jaw features.

External Force - a force acting between the body and the environment, including a contact force, gravitational force, or environmental force, or one produced through accidental or violent means.

Facial Reconstruction - surgery to correct traumatic avulsions of the face or jaw that cause discontinuity defects

Hemiplegia - the complete and irreversible paralysis of the upper and lower limbs on one side of the body caused by damage to the spinal cord or associated nerves, or to the brain.

Hospital - an inpatient facility accredited as a hospital under the Hospital Accreditation Program of the Joint Commission on Accreditation of Healthcare Organizations. This includes Combat Support Hospitals, Air Force Theater Hospitals and Navy Hospital Ships.

Limb - an arm or leg with all of its associated parts

Limb Salvage - A series of operations designed to save an arm or leg rather than amputate.

Medical Professional - a licensed practitioner of the healing arts acting within the scope of his or her license. Some examples include a licensed physician, optometrist, nurse practitioner, registered nurse, physician assistant, or audiologist.

Paraplegia - the complete and irreversible paralysis of both lower limbs caused by damage to the spinal cord or associated nerves, or to the brain.

Pyogenic infection – a pus forming infection, often from a wound.

Quadriplegia - the complete and irreversible paralysis of all four limbs caused by damage to the spinal cord or associated nerves, or to the brain.

Traumatic Event - the application of external force, violence, chemical, biological, or radiological weapons, accidental ingestion of a contaminated substance, or exposure to the elements that causes damage to a living body.

Traumatic Injury - the physical damage to a living body that results from a traumatic event.

Uniplegia - the complete and irreversible paralysis of one limb of the body caused by damage to the spinal cord or associated nerves, or to the brain.

Appendix C –TSGLI Points of Contact

TSGLI Policy Questions Point of Contact

Barry Haydt
 Chief, Program Administration and Oversight Staff
 Veterans Affairs Regional Office and Insurance Center
 5000 Wissahickon Ave
 Philadelphia, PA 19144
 (215) 842-2000, extension 4279
barry.haydt@va.gov

Branch of Service Points of Contact

Service Branch	General Information	Claims Information
Army (All Components)	<p>Phone: (800) 237-1336</p> <p>Email: tsgli@conus.army.mil</p> <p>Web site: www.tsgli.army.mil/</p>	<p>Submit Claims via fax: (866) 275-0684</p> <p>Submit Claims via email: tsgli@conus.army.mil</p> <p>Submit Claims via postal mail: Army Human Resources Command Attn: TSGLI 200 Stovall Street Alexandria, VA 22332-0470</p>
Army National Guard	<p>Phone: (703) 607-5851</p> <p>Email: mailto:raymond.holdeman@ng.army.mil</p> <p>Web site: www.tsgli.army.mil/</p>	<p>Submit Claims via fax: (866) 275-0684</p> <p>Submit Claims via email: tsgli@conus.army.mil</p> <p>Submit Claims via postal mail: Army Human Resources Command Attn: TSGLI 200 Stovall Street Alexandria, VA 22332-0470</p>
Navy	<p>Phone: (800) 368-3202 / 901-874-2501</p> <p>Email: MILL_TSGLI@navy.mil</p> <p>Web site: www.npc.navy.mil/CommandSupport/CasualtyAssistance/TSGLI/</p>	<p>Submit Claims via fax: (901) 874-2265</p> <p>Submit Claims via email: MILL_TSGLI@navy.mil</p> <p>Submit Claims via postal mail: Navy Personnel Command Attn: PERS-62 5720 Integrity Drive Millington, TN 38055-6200</p>
Air Force (Active Duty)	<p>Phone: (800) 433-0048</p> <p>Email: afpc.casualty@randolph.af.mil</p> <p>Web site: ask.afpc.randolph.af.mil</p>	<p>Submit Claims via fax: (210) 565-2348</p> <p>Submit Claims via email: afpc.casualty@randolph.af.mil</p> <p>Submit Claims via postal mail: AFPC/DPWC 550 C Street West, Suite 14 Randolph AFB, TX 78150-4716</p>

Service Branch	General Information	Claims Information
Air Force Reserves	Phone: (800) 525-0102 Email: arpc.dppedl@arpc.denver.mil	Submit Claims via fax: (303) 676-6255 Submit Claims via email: arpc.dppedl@arpc.denver.mil Submit Claims via postal mail: HQ, ARPC/DPPE 6760 E Irvington Place, #4000 Denver, CO 80280-4000
Air National Guard	Phone: (703) 607-0901 Email: tsgliclaims@ngb.af.mil	Submit Claims via fax: (703) 607-0033 Submit Claims via email: tsgliclaims@ngb.af.mil Submit Claims via postal mail: NCOIC, Customer Operations Air National Guard Bureau 1411 Jefferson Davis Hwy Suite 10718 Arlington, VA 22202
USMC	Phone: (877) 216-0825 or (703) 432-9277 Email: t-sgli@usmc.mil Web site: https://www.manpower.usmc.mil/pls/portal/url/page/m_ra_home/wwr/wwr_a_command_element/wwr_d_regimental_staff/3_s3/wwr_tsgli	Submit Claims via fax: (888) 858-2315 Submit Claims via email: t-sgli@usmc.mil Submit Claims via postal mail: HQ, Marine Corps Attn: WWR-TSGLI 3280 Russell Road Quantico, VA 22134
Coast Guard	Phone: (202) 475-5391 Email: compensation@comdt.uscg.mil Web site: www.uscg.mil/hq/g-w/g-wp/g-wpm/g-wpm-2/sgli.htm	Submit Claims via fax: (202) 475-5927 Submit Claims via email: compensation@comdt.uscg.mil Submit Claims via postal mail: Commandant, US Coast Guard Attn: CG-12222 2100 2ND St, NW Washington, DC 20593-0001
Public Health Service	Phone: (301) 594-2963 Email: CompensationBranch@psc.hhs.gov	Submit Claims via fax: (301) 594-2973 or (800) 733-1303 Submit Claims via email: CompensationBranch@psc.hhs.gov Submit Claims via postal mail: PHS Compensation Branch Parklawn Building 5600 Fishers Lane, Rm 4-50 Rockville, MD 20857

Service Branch	General Information	Claims Information
NOAA Corps	Phone: (301) 713-3444 Email: director.cpc@noaa.gov	Submit Claims via fax: (301) 713-4140 Submit Claims via email: director.cpc@noaa.gov Submit Claims via postal mail: US Dept. of Commerce, NOAA 8403 Colesville Rd, 5th Floor Silver Spring MD 20910

Appendix D – Branch of Service and OSGLI Appeals Point of Contact List

All initial appeals should be sent to the branch of service TSGLI office shown on the front of the TSGLI claim form. The branch of service TSGLI office will review any additional information sent on an initial appeal and make a second determination of eligibility on the claim. If the case is appealed after this initial review, the following offices within each branch review the appeals.

Branch of Service Appeals

Branch of Service	Mailing Addresses to Send 2 nd Level Appeals	Mailing Addresses to Send 3rd Level Appeals
Army – Active and Reserve	U.S. Army TSGLI Appeals Board Attn: TSGLI Appeals 200 Stovall Street Suite 8N63 Alexandria, VA 22332-047	Army Review Boards Agency 1901 South Bell Street Crystal Mall 4 Attn: Case Management, TSGLI Appeal Arlington, Virginia 22202-4508
Navy – Active and Reserve	TSGLI Appeals Board Navy Council of Review Boards 720 Kennon Street S.E., Room 309 Washington Navy Yard, D.C. 20374-5023	Director Navy Council of Review Boards 720 Kennon Street S.E., Room 309 Washington Navy Yard, D.C. 20374-5023
Air Force Active	USAF Physical Disability Division, HQ AFPC/DPPD AFPC/DPWCS 550 C. Street West, Suite 14 Randolph AFB, TX 78150	Board for Correction of Air Force Records SAF/MRBR 550-C Street West, Suite 40 Randolph AFB, TX 78150-4742
Air Force Reserve (Non-Active Duty)	USAF Physical Disability Division HQ ARPC/DPPE 6760 E. Irvington Pl Denver CO 80280	Board for Correction of Air Force Records SAF/MRBR 550-C Street West, Suite 40 Randolph AFB, TX 78150-4742
Marines	TSGLI Appeals Board Navy Council of Review Boards 720 Kennon St SE Ste 309 Washington Navy Yard, DC 20374-5023	Director Navy Council of Review Boards 720 Kennon Street S.E., Room 309 Washington Navy Yard, D.C. 20374-5023
Coast Guard		
Public Health Service		
National Oceanic and Atmospheric Administration Corps		

OSGLI Appeals

Contact Name and Information	Mailing Addresses to Send Appeals
<p>Phone: (800) 419-1473 Email: osgli.claims@prudential.com</p> <p>Mailing Address: OSGLI 80 Livingston Avenue Roseland, New Jersey 07068-1733</p>	<p>All appeal requests should be sent to:</p> <p>OSGLI 80 Livingston Avenue Roseland, New Jersey 07068-1733 Attn: TSGLI Appeal</p>